

Arkansas

Scholarship Lottery

"A Natural State of Fun!"

ARKANSAS LOTTERY
COMMISSION

Dianne Lamberth,
Chair

December 8, 2010

Derrick W. Smith,
Vice Chair

The Honorable David Johnson, Chair
Arkansas Lottery Commission Legislative Oversight Committee
433 State Capitol
Little Rock, AR 72201

Ben Pickard,
Secretary/Treasurer

John C. (Smokey)
Campbell III

RE: Monthly Disclosure Reports

George Hammons

Dear Senator Johnson:

Mike Malone

On behalf of our agency and the Commissioners of the Arkansas Scholarship Lottery, please accept the attached monthly disclosure reports pursuant to §§ 23-115-206 and 23-115-302 for the month of November 2010. The report contains the following information:

Patty L. Shipp

Susan Ward-Jones


Joe White

1. Contracts Awarded
2. Debt Set-Off Collections
3. Retailer Losses
4. Breakdown of Lottery Sales per County
5. Total Number of Retailers
6. Total Lottery Revenue
7. Prize Disbursements
8. Operating Expenses
9. Net Assets
10. Administrative Expenses
11. Arkansas Scholarship Lottery Minority- and Female-owned Business Report
12. Arkansas Scholarship Lottery Vendor Minority- and Female-owned Business Report
13. Arkansas Scholarship Lottery Demographics

Ernie Passailaigue,
Director

Please call me if you have any questions or need additional information.

Respectfully submitted,



Ernie Passailaigue
Director, Arkansas Lottery Commission

Enclosures

cc: Ms. Dianne Lamberth, Chairperson
Arkansas Lottery Commission

Arkansas

Scholarship Lottery

"A Natural State of Fun!"

ARKANSAS LOTTERY
COMMISSION

Dianne Lamberth,
Chair

Derrick W. Smith,
Vice Chair

Ben Pickard,
Secretary/Treasurer

John C. (Smokey)
Campbell III

George Hammons

Mike Malone

Patty L. Shipp

Susan Ward-Jones

Joe White

Ernie Passailaigue,
Director

December 8, 2010

The Honorable Barry Hyde, Chair
Arkansas Lottery Commission Legislative Oversight Committee
433 State Capitol
Little Rock, AR 72201

RE: Monthly Disclosure Reports

Dear Representative Hyde:

On behalf of our agency and the Commissioners of the Arkansas Scholarship Lottery, please accept the attached monthly disclosure reports pursuant to §§ 23-115-206 and 23-115-302 for the month of November 2010. The report contains the following information:

1. Contracts Awarded
2. Debt Set-Off Collections
3. Retailer Losses
4. Breakdown of Lottery Sales per County
5. Total Number of Retailers
6. Total Lottery Revenue
7. Prize Disbursements
8. Operating Expenses
9. Net Assets
10. Administrative Expenses
11. Arkansas Scholarship Lottery Minority- and Female-owned Business Report
12. Arkansas Scholarship Lottery Vendor Minority- and Female-owned Business Report
13. Arkansas Scholarship Lottery Demographics

Please call me if you have any questions or need additional information.

Respectfully submitted,



Ernie Passailaigue
Director, Arkansas Lottery Commission

Enclosures

cc: Ms. Dianne Lamberth, Chairperson
Arkansas Lottery Commission

**Arkansas Lottery Commission Term Contracts for Goods and Services
November 2010**

No term contracts were entered into by the Arkansas Lottery Commission during the month of November 2010.

**Arkansas Lottery Commission
Debt Set-Off / Retailer Losses
November 2010**

1. Retailer losses for period November 1 through November 31, 2010: There were no retailer losses for the month of November 2010.

2. Debt Set-Off:

- a. Department of Finance and Administration: \$ 4,126.98
- b. Office of Child Support Enforcement - Child Support: \$ 1,757.00

Total Debt Set-Off: \$ 5,883.98

ARKANSAS LOTTERY COMMISSION
RETAIL SALES BY COUNTY
November 1 through November 31, 2010

COUNTY	INSTANT SETTLES	CASH 3	CASH 4	POWERBALL	MEGA MILLIONS	RAFFLE	FAST PLAY	TOTAL SALES FOR COUNTY
ARKANSAS	\$435,913.00	\$4,003.50	\$4,852.50	\$24,668.00	\$12,832.00	\$1,970.00	\$8,974.00	\$493,213.00
ASHLEY	\$91,500.00	\$8,802.00	\$6,850.00	\$13,008.00	\$5,320.00	\$650.00	\$5,724.00	\$131,854.00
BAXTER	\$300,342.00	\$4,344.50	\$3,048.00	\$36,810.00	\$15,307.00	\$2,190.00	\$7,205.00	\$369,246.50
BENTON	\$677,636.00	\$3,674.00	\$2,230.50	\$106,756.00	\$38,750.00	\$11,340.00	\$15,159.00	\$855,545.50
BOONE	\$326,470.00	\$2,330.50	\$1,424.50	\$24,462.00	\$8,659.00	\$1,490.00	\$9,223.00	\$374,059.00
BRADLEY	\$74,100.00	\$859.00	\$628.50	\$7,070.00	\$3,347.00	\$410.00	\$1,665.00	\$88,079.50
CALHOUN	\$74,400.00	\$902.00	\$380.00	\$4,533.00	\$2,180.00	\$390.00	\$3,102.00	\$85,887.00
CARROLL	\$225,600.00	\$534.00	\$864.00	\$16,289.00	\$4,872.00	\$1,220.00	\$3,810.00	\$253,189.00
CHICOT	\$129,477.00	\$4,531.00	\$2,791.00	\$31,439.00	\$12,725.00	\$1,000.00	\$2,127.00	\$184,090.00
CLARK	\$390,900.00	\$4,478.00	\$1,079.00	\$23,523.00	\$12,038.00	\$2,210.00	\$12,681.00	\$446,909.00
CLAY	\$77,100.00	\$149.00	\$82.50	\$3,685.00	\$1,562.00	\$360.00	\$2,526.00	\$85,464.50
CLEBURNE	\$317,700.00	\$1,792.00	\$431.00	\$34,506.00	\$18,485.00	\$3,780.00	\$7,567.00	\$384,261.00
CLEVELAND	\$100,200.00	\$1,098.00	\$805.50	\$7,959.00	\$3,666.00	\$530.00	\$1,074.00	\$115,332.50
COLUMBIA	\$163,758.00	\$7,596.50	\$3,959.00	\$12,158.00	\$3,981.00	\$620.00	\$5,546.00	\$197,618.50
CONWAY	\$357,552.00	\$6,222.50	\$3,427.00	\$33,173.00	\$17,118.00	\$2,260.00	\$10,510.00	\$430,262.50
CRAIGHEAD	\$1,045,117.00	\$5,314.50	\$3,487.50	\$75,656.00	\$28,883.00	\$5,600.00	\$14,045.00	\$1,178,103.00
CRAWFORD	\$299,400.00	\$2,747.50	\$939.00	\$61,208.00	\$22,575.00	\$4,270.00	\$9,190.00	\$400,329.50
CRITTENDEN	\$473,121.00	\$9,381.00	\$6,257.50	\$60,712.00	\$21,312.00	\$1,540.00	\$7,795.00	\$580,118.50
CROSS	\$196,745.00	\$1,993.00	\$1,601.50	\$16,246.00	\$6,733.00	\$480.00	\$4,429.00	\$228,227.50
DALLAS	\$189,325.00	\$2,881.50	\$1,167.00	\$13,833.00	\$7,299.00	\$1,180.00	\$6,620.00	\$222,305.50
DESHA	\$200,700.00	\$1,119.00	\$588.00	\$14,535.00	\$7,392.00	\$900.00	\$4,103.00	\$229,337.00
DREW	\$165,295.00	\$1,813.50	\$829.00	\$15,737.00	\$6,999.00	\$910.00	\$3,386.00	\$194,969.50
FAULKNER	\$1,006,186.00	\$7,866.00	\$4,700.50	\$110,145.00	\$54,896.00	\$10,710.00	\$15,999.00	\$1,210,502.50
FRANKLIN	\$184,787.00	\$456.50	\$279.50	\$18,672.00	\$6,628.00	\$1,700.00	\$8,388.00	\$220,911.00
FULTON	\$51,784.00	\$143.00	\$36.00	\$4,760.00	\$2,067.00	\$260.00	\$1,311.00	\$60,361.00
GARLAND	\$742,703.00	\$7,090.00	\$4,490.00	\$125,938.00	\$61,108.00	\$9,080.00	\$16,983.00	\$967,392.00
GRANT	\$122,970.00	\$464.00	\$339.50	\$14,364.00	\$7,751.00	\$700.00	\$1,632.00	\$148,220.50
GREENE	\$462,931.00	\$4,426.50	\$1,558.50	\$28,770.00	\$10,474.00	\$4,710.00	\$5,684.00	\$518,554.00
HEMPSTEAD	\$356,700.00	\$22,064.00	\$8,479.00	\$15,697.00	\$7,870.00	\$910.00	\$5,810.00	\$417,530.00
HOT SPRING	\$286,800.00	\$2,958.00	\$1,537.50	\$27,876.00	\$15,146.00	\$2,110.00	\$9,102.00	\$345,529.50

**ARKANSAS LOTTERY COMMISSION
RETAIL SALES BY COUNTY
November 1 through November 31, 2010**

COUNTY	INSTANT SETTLES	CASH 3	CASH 4	POWERBALL	MEGA MILLIONS	RAFFLE	FAST PLAY	TOTAL SALES FOR COUNTY
HOWARD	\$149,233.00	\$9,513.00	\$2,327.50	\$6,836.00	\$3,998.00	\$490.00	\$2,745.00	\$175,142.50
INDEPENDENCE	\$594,390.00	\$4,195.50	\$1,780.50	\$38,982.00	\$19,086.00	\$4,960.00	\$11,276.00	\$674,670.00
IZARD	\$67,416.00	\$257.50	\$435.00	\$7,592.00	\$3,083.00	\$990.00	\$993.00	\$80,766.50
JACKSON	\$323,685.00	\$10,694.00	\$5,013.50	\$19,103.00	\$9,684.00	\$1,360.00	\$7,013.00	\$376,552.50
JEFFERSON	\$1,336,782.00	\$36,653.00	\$24,261.00	\$96,822.00	\$53,505.00	\$5,850.00	\$22,704.00	\$1,576,577.00
JOHNSON	\$239,025.00	\$1,347.00	\$221.00	\$21,569.00	\$9,598.00	\$2,190.00	\$5,773.00	\$279,723.00
LAFAYETTE	\$62,700.00	\$1,928.50	\$1,011.00	\$3,234.00	\$1,169.00	\$270.00	\$2,581.00	\$72,893.50
LAWRENCE	\$218,100.00	\$1,775.00	\$744.50	\$10,596.00	\$4,789.00	\$970.00	\$5,410.00	\$242,384.50
LEE	\$89,400.00	\$2,092.00	\$1,906.00	\$3,662.00	\$1,779.00	\$90.00	\$4,259.00	\$103,188.00
LINCOLN	\$126,000.00	\$744.50	\$290.50	\$7,049.00	\$4,033.00	\$890.00	\$900.00	\$139,907.00
LITTLE RIVER	\$61,447.00	\$2,125.00	\$1,263.50	\$3,754.00	\$2,158.00	\$210.00	\$3,313.00	\$74,270.50
LOGAN	\$241,550.00	\$1,008.00	\$397.00	\$22,278.00	\$7,936.00	\$3,730.00	\$6,767.00	\$283,666.00
LONOKE	\$1,022,300.00	\$5,930.50	\$2,986.00	\$87,145.00	\$42,364.00	\$9,910.00	\$15,553.00	\$1,186,188.50
MADISON	\$84,000.00	\$92.00	\$78.50	\$8,006.00	\$3,061.00	\$900.00	\$2,933.00	\$99,070.50
MARION	\$176,100.00	\$1,534.50	\$329.50	\$13,975.00	\$6,119.00	\$980.00	\$4,423.00	\$203,461.00
MILLER	\$294,262.00	\$20,271.00	\$6,260.50	\$16,904.00	\$8,562.00	\$2,370.00	\$5,805.00	\$354,434.50
MISSISSIPPI	\$543,991.00	\$31,270.50	\$13,347.50	\$25,511.00	\$9,257.00	\$1,730.00	\$10,772.00	\$635,879.00
MONROE	\$141,900.00	\$3,781.00	\$2,288.00	\$15,030.00	\$7,968.00	\$850.00	\$2,827.00	\$174,644.00
MONTGOMERY	\$19,800.00	\$9.50	\$6.50	\$4,253.00	\$2,003.00	\$550.00	\$508.00	\$27,130.00
NEVADA	\$249,900.00	\$2,465.00	\$982.00	\$8,320.00	\$4,923.00	\$570.00	\$6,305.00	\$273,465.00
NEWTON	\$42,900.00	\$190.00	\$81.00	\$3,339.00	\$1,355.00	\$60.00	\$861.00	\$48,786.00
OUACHITA	\$446,500.00	\$10,698.00	\$6,528.50	\$26,270.00	\$13,880.00	\$1,760.00	\$10,922.00	\$516,558.50
PERRY	\$96,000.00	\$1,960.00	\$474.00	\$8,629.00	\$4,698.00	\$1,280.00	\$1,654.00	\$114,695.00
PHILLIPS	\$187,803.00	\$4,045.50	\$3,871.50	\$22,873.00	\$8,707.00	\$660.00	\$2,042.00	\$230,002.00
PIKE	\$100,500.00	\$114.50	\$22.00	\$9,504.00	\$5,027.00	\$790.00	\$2,769.00	\$118,726.50
POINSETT	\$501,477.00	\$6,939.00	\$2,248.50	\$21,711.00	\$7,249.00	\$1,560.00	\$17,161.00	\$558,345.50
POLK	\$135,490.00	\$735.50	\$129.00	\$16,670.00	\$6,391.00	\$1,470.00	\$2,471.00	\$163,356.50
POPE	\$756,600.00	\$4,359.00	\$2,133.50	\$72,659.00	\$34,269.00	\$8,850.00	\$7,051.00	\$885,921.50
PRAIRIE	\$133,649.00	\$4,660.00	\$3,123.50	\$7,959.00	\$4,555.00	\$590.00	\$2,344.00	\$156,880.50
PULASKI	\$6,000,588.00	\$89,786.00	\$71,849.00	\$558,042.00	\$302,586.00	\$40,440.00	\$88,869.00	\$7,152,160.00
RANDOLPH	\$149,700.00	\$108.50	\$53.50	\$8,214.00	\$3,259.00	\$890.00	\$814.00	\$163,039.00

ARKANSAS LOTTERY COMMISSION
RETAIL SALES BY COUNTY
November 1 through November 31, 2010

COUNTY	INSTANT SETTLES	CASH 3	CASH 4	POWERBALL	MEGA MILLIONS	RAFFLE	FAST PLAY	TOTAL SALES FOR COUNTY
SAINT FRANCIS	\$226,187.00	\$7,019.50	\$4,825.00	\$20,435.00	\$8,199.00	\$790.00	\$6,825.00	\$274,280.50
SALINE	\$1,149,399.00	\$5,071.50	\$2,825.50	\$124,400.00	\$65,266.00	\$10,940.00	\$25,034.00	\$1,382,936.00
SCOTT	\$93,392.00	\$265.00	\$147.00	\$7,666.00	\$2,980.00	\$520.00	\$429.00	\$105,399.00
SEARCY	\$90,732.00	\$2,087.50	\$308.00	\$7,102.00	\$4,132.00	\$840.00	\$1,617.00	\$106,818.50
SEBASTIAN	\$620,945.00	\$11,113.50	\$2,979.50	\$130,439.00	\$43,875.00	\$12,460.00	\$15,424.00	\$837,236.00
SEVIER	\$107,809.00	\$2,680.50	\$583.00	\$6,576.00	\$2,789.00	\$920.00	\$6,051.00	\$127,408.50
SHARP	\$152,741.00	\$678.00	\$327.00	\$12,409.00	\$5,567.00	\$1,310.00	\$7,720.00	\$180,752.00
STONE	\$100,070.00	\$1,493.50	\$379.00	\$10,084.00	\$4,777.00	\$640.00	\$950.00	\$118,393.50
UNION	\$516,658.00	\$31,556.50	\$17,837.00	\$34,094.00	\$15,962.00	\$3,770.00	\$18,072.00	\$637,949.50
VAN BUREN	\$179,400.00	\$1,149.50	\$538.00	\$19,166.00	\$8,361.00	\$2,070.00	\$2,295.00	\$212,979.50
WASHINGTON	\$1,162,929.00	\$8,666.00	\$6,644.50	\$157,818.00	\$58,871.00	\$13,140.00	\$22,237.00	\$1,430,305.50
WHITE	\$1,039,069.00	\$2,419.00	\$1,593.00	\$68,308.00	\$34,492.00	\$6,630.00	\$15,845.00	\$1,168,356.00
WOODRUFF	\$160,500.00	\$2,801.00	\$2,425.00	\$9,594.00	\$5,772.00	\$820.00	\$1,958.00	\$183,870.00
YELL	\$145,200.00	\$1,374.00	\$276.50	\$14,579.00	\$6,778.00	\$1,090.00	\$5,452.00	\$174,749.50
GRAND TOTALS	*Settles \$29,865,431.00	*Cash 3 \$461,692.50	*Cash 4 \$267,274.50	*Powerball \$2,783,349.00	*Mega Millions \$1,292,847.00	*Raffle \$229,630.00	*Fast Play \$601,097.00	*Totals \$35,501,321.00

*Estimates

**Arkansas Lottery Commission
Total Number of Active Retailers
November 2010**

As of November 31, 2010, there were 1,934 active retailers.

Arkansas Lottery Commission
Statement of Net Assets
November 30, 2010

ASSETS

Current assets:

Cash and Cash Equivalents	\$ 10,051,168.56
Restricted Assets:	
Cash and cash equivalents	48,948,786.80
Accounts receivable	12,926,120.94
Prepaid items	<u>8,410.30</u>
 Total current assets	 <u>71,934,486.60</u>

Noncurrent assets:

Restricted assets:	
Cash and cash equivalents	20,039,876.75
Deposits with Multi-State Lottery Asso.	591,285.20
Capital assets:	
Equipment	511,866.26
Leasehold Improvements	498,416.68
Less accumulated depreciation	<u>(196,646.46)</u>
 Total noncurrent assets	 <u>21,444,798.43</u>
 Total assets	 <u>\$ 93,379,285.03</u>

LIABILITIES

Current liabilities:

Accounts payable	\$ 553,286.02
Prizes payable	16,461,406.00
Accrued and other liabilities	1,155,110.89
Due to other funds	236,400.00
Due to ADHE	57,184,130.51
Compensated absences	229,118.23
Deferred revenue	<u>366,000.50</u>
 Total current liabilities	 <u>76,185,452.15</u>

Noncurrent liabilities:

Net postemployment benefits payable	<u>230,021.67</u>
 Total liabilities	 <u>76,415,473.82</u>

NET ASSETS

Net assets:

Invested in capital assets	813,636.48
Restricted for:	
Scholarship shortfall fund	20,000,000.00
Retailer fidelity fund	30,835.51
Deposits with MUSL	591,285.20
Unrestricted	<u>(4,471,945.98)</u>
 Total net assets	 <u>16,963,811.21</u>
 Total liabilities & net assets	 <u>\$ 93,379,285.03</u>

Arkansas Lottery Commission
Statement of Revenue, Expenses, and Changes in Net Assets
For the Five Months Ending November 30, 2010

	Current month	Year to date
Operating revenues:		
Instant ticket sales	\$ 30,408,111.00	\$ 148,569,954.20
Online ticket sales	4,942,713.50	27,664,985.08
Retailer application, fidelity and service fees	87,450.00	465,412.18
Other revenue	<u>0.00</u>	<u>1,422.74</u>
 Total operating revenues	 <u>35,438,274.50</u>	 <u>176,701,774.20</u>
 Operating expenses:		
Instant game prizes	20,483,992.48	102,904,546.84
Online game prizes	2,242,735.70	13,324,885.34
Retailer commissions	1,993,265.10	9,873,156.76
Gaming contract costs	1,746,210.01	9,098,574.34
Compensation and benefits	502,545.85	2,356,755.81
Marketing, advertising and promotions	82,364.44	1,342,163.16
General and administrative expenses	103,766.66	585,152.87
Services provided by other agencies	28,100.00	121,000.00
Legal and professional services	10,157.00	50,973.00
Depreciation	<u>14,933.24</u>	<u>74,003.96</u>
 Total operating expenses	 <u>27,208,070.48</u>	 <u>139,731,212.08</u>
 Operating income	 8,230,204.02	 36,970,562.12
 Nonoperating revenue (expense):		
Interest income	34,463.58	220,049.99
 Income before transfers	 <u>8,264,667.60</u>	 <u>37,190,612.11</u>
Transfers to:		
Transfers to ADHE	(8,256,268.77)	(39,384,321.90)
Transfers from:		
Transfers from ADHE	<u>20,000,000.00</u>	<u>20,000,000.00</u>
 Change in net assets	 <u>8,398.83</u>	 17,806,290.21
 Total net assets -beginning		 <u>(842,479.00)</u>
Total net assets - ending		<u>16,963,811.21</u>

**Arkansas Scholarship Commission
Net Proceeds Transfer to Ed Trust Computation
For the Five Months Ending November 30, 2010**

	Year to date
Operating revenues:	
Instant ticket SETTLEMENTS	\$ 149,819,724.20
Online ticket sales	27,664,985.08
Retailer application, fidelity and service fees	465,412.18
Other revenue	1,422.74
	<u>177,951,544.20</u>
 Total operating revenues	 <u>177,951,544.20</u>

Operating expenses:	
Instant game prizes SETTLEMENTS	101,255,270.11
Online game prizes	13,324,885.34
Retailer commissions	9,873,156.76
Gaming contract costs	9,098,574.34
Compensation and benefits	2,356,755.81
Marketing, advertising and promotions	1,342,163.16
General and administrative expenses	585,152.87
Services provided by other agencies	121,000.00
Legal and professional services	50,973.00
Less Current year Capital Asset cost	20,033.25
	<u>138,027,964.64</u>
 Total operating expenses	 <u>138,027,964.64</u>
 Change in net proceeds from operations	 <u>39,923,579.56</u>

Nonoperating revenue (expense):	
Interest Income	220,049.99
EDUCATION TRUST FUNDING-Current Year	(31,128,053.13)
Less Current year Fidelity Fund fees	(12,004.20) restricted fund
Less Current year MUSL Reserves additions	(134,017.23) see 23-115-103(17) and (19)(A)&(B)
Less fiscal year 2010 subsequent transactions	(613,286.22) prior year expense items not previously charged to Net Proceeds
	<u>(613,286.22)</u>

NET PROCEEDS DUE TO EDUCATION-Current Month **\$ 8,256,268.77**

	Transfer	Interest	Total
Totals	\$ 56,882,830.74	\$ 301,299.77	\$ 57,184,130.51
	<u>\$ 8,120,211.99</u>		<u>\$ 8,120,211.99</u>
November 2009 funding - 12/15/09	\$ 9,038,495.35	\$ 1,835.39	\$ 9,040,330.74
December 2009 funding - 1/14/10	\$ 10,829,280.27	\$ 6,109.34	\$ 10,835,389.61
January 2010 funding - 2/15/10	\$ 9,125,874.01	\$ 10,956.20	\$ 9,136,830.21
February 2010 funding - 3/12/10	\$ 10,467,824.60	\$ 13,741.79	\$ 10,481,566.39
March 2010 funding - 4/14/10	\$ 11,014,624.69	\$ 20,506.68	\$ 11,035,131.37
April 2010 funding - 5/13/10	\$ 8,937,980.78	\$ 24,355.11	\$ 8,962,335.89
May 2010 funding 6/14/10	\$ 9,065,920.17	\$ 29,966.86	\$ 9,095,887.03
June 2010 funding -7/14/10	\$ 6,059,225.23	\$ 32,900.15	\$ 6,092,125.38
July 2010 funding - 8/13/10	\$ 8,503,421.96	\$ 37,490.77	\$ 8,540,912.73
August 2010 funding - 9/14/10	\$ 7,925,706.45	\$ 41,129.77	\$ 7,966,836.22
September 2010 funding - 10/14/10	\$ 7,361,418.43	\$ 43,339.89	\$ 7,404,758.32
October transfer to ADHE 10/1/10	\$ (65,000,000.00)		\$ (65,000,000.00)
October 2010 funding - 11/12/10	\$ 7,197,503.10	\$ 18,042.76	\$ 7,215,545.86
November 2010 funding - 12/15/09	\$ 8,235,343.71	\$ 20,925.06	\$ 8,256,268.77

ARKANSAS LOTTERY COMMISSION MINORITY- AND FEMALE-OWNED DIVERSITY COMPLIANCE REPORT
November 1 through November 31, 2010

Vendors	Goods or Services	Diversity Classification	Fiscal 2011	November 2010
African American Perspectives	Advertising/Public Relations	Minority-owned	\$1,250.00	
Best Banner and Sign	Promotional Items	Female-owned	\$27.31	
Dr. B's Windshield Repair Company	Vehicle Maintenance	Minority-owned	\$69.88	
Goddess Products	Office Furniture/Supplies	Minority-owned	\$43,804.44	\$11,726.36
HOLA! Arkansas	Advertising/Public Relations	Minority-owned	\$1,000.00	
Inclusion Magazine	Advertising/Public Relations	Minority-owned	\$3,750.00	
LAF Productions, Inc.	Advertising/Public Relations	Minority-owned	\$4,028.15	
Mr. B's 2 Mobile Hand Wash & Wax	Car Detail and Inspection	Minority-owned	\$544.89	
RB Professional Cleaning Service	Janitorial Services	Female-owned	\$2,176.20	\$340.20
RU-MEL & Associates, Inc.	Advertising/Public Relations	Minority-owned	\$950.00	
SHI International Corp.	Computer Software	Female-owned	\$1,008.00	
STAND News	Advertising/Public Relations	Minority-owned	\$1,200.00	
Trivia Marketing	Advertising/Public Relations	Female-owned	\$986.33	\$301.01
Totals			\$60,795.20	\$12,367.57

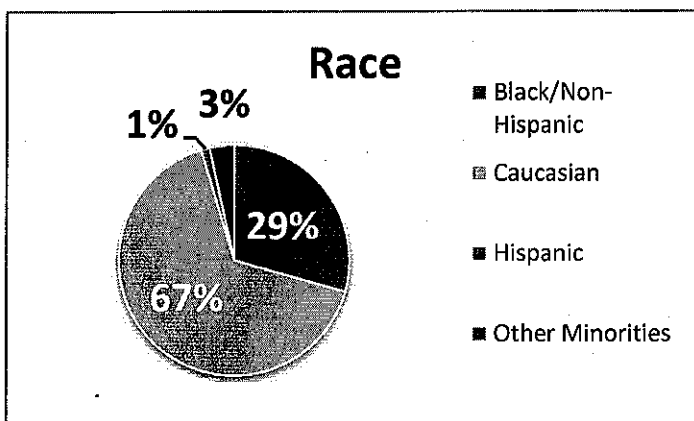
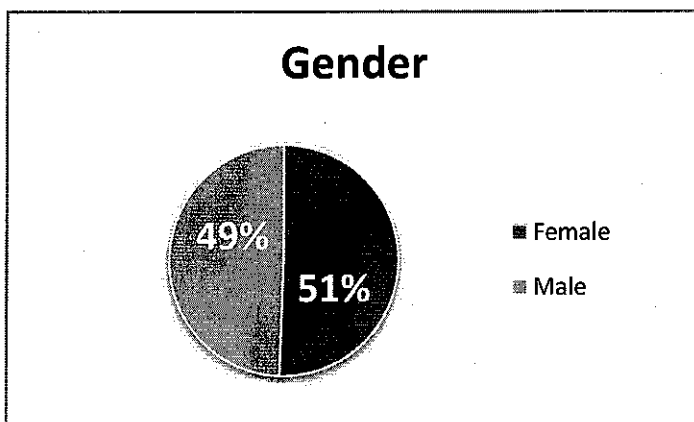
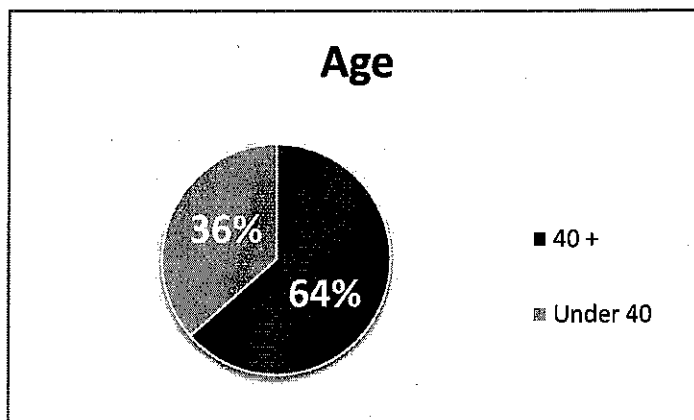
INTRALOT MINORITY- AND FEMALE-OWNED DIVERSITY COMPLIANCE REPORT
November 1 through November 31, 2010

Vendors	Goods or Services	Diversity Classification	Fiscal 2011	November 2010
Finders Keepers	Technical Support	Female-owned	\$52,587.15	\$3,543.05
Goddess Products	Office Furniture/Supplies	Minority-owned	\$348.61	\$211.12
J. Kelly Referrals and Information Svcs., Inc.	Call Center/Information Services	Minority-owned	\$81,929.95	\$14,879.58
Totals			\$134,865.71	\$18,633.75

SCIENTIFIC GAMES MINORITY- AND FEMALE-OWNED DIVERSITY COMPLIANCE REPORT
November 1 through November 31, 2010

Vendors	Goods or Services	Diversity Classification	Fiscal 2011	November 2010
Choice Promotions	Promotional Items	Minority-owned	\$44,278.25	\$6,146.25
Expedited Transportation Service	Transportation Services	Female-owned	\$11,085.00	\$875.00
Mr. Clean	Janitorial Services	Minority-owned	\$2,266.40	\$596.60
Premier Staffing	Staffing Services	Female-owned	\$3,994.56	\$1,576.80
State Imaging Supply	Office Supplies	Female-owned	\$358.13	\$358.13
Totals			\$61,982.34	\$9,552.78

**Arkansas Lottery Commission
Demographics – November 2010**



Total Number of Employees as of November 30, 2010: 85

Gender:
Females – 43
Males – 42

Race:
Black/Non-Hispanic - 25
Caucasian - 56
Hispanic – 1
Other – 3

Age:
Under 40 – 31
40 + – 54