

# Arkansas

Scholarship Lottery

"A Natural State of Fun!"

ARKANSAS LOTTERY  
COMMISSION

Dianne Lamberth,  
Chair

November 10, 2011

Mike Malone,  
Vice Chair

The Honorable Mike Beebe  
Governor of Arkansas  
State Capitol  
Little Rock, AR 72201

Ben Pickard,  
Secretary/Treasurer

John C. (Smokey)  
Campbell III

RE: Monthly Disclosure Reports

Bruce R. Engstrom

Dear Governor Beebe:

Steve Faris

On behalf of our agency and the Commissioners of the Arkansas Lottery Commission, please accept the attached monthly disclosure reports pursuant to §§ 23-115-206 and 23-115-302 for the month of October 2011. The report contains the following information:

Raymond Frazier

George Hammons

1. Contracts Awarded
2. Debt Set-Off Collections
3. Retailer Losses
4. Breakdown of Lottery Sales per County
5. Total Number of Retailers
6. Total Lottery Revenue
7. Prize Disbursements
8. Operating Expenses
9. Net Assets
10. Administrative Expenses
11. Unclaimed Prize Report
12. Arkansas Scholarship Lottery Minority- and Female-owned Business Report
13. Arkansas Scholarship Lottery Vendor Minority- and Female-owned Business Report
14. Arkansas Scholarship Lottery Demographics
15. Internal Auditor Report
16. Instant Ticket Games Released

Patty L. Shipp

Julie Baldrige,  
Interim Director

Respectfully submitted,



Julie Baldrige  
Interim Director

Enclosures

cc: Ms. Dianne Lamberth, Chair  
Arkansas Lottery Commission

# Arkansas

Scholarship Lottery

"A Natural State of Fun!"

ARKANSAS LOTTERY  
COMMISSION

Dianne Lamberth,  
Chair

Mike Malone,  
Vice Chair

Ben Pickard,  
Secretary/Treasurer

John C. (Smokey)  
Campbell III

Bruce R. Engstrom

Steve Faris

Raymond Frazier

George Hammons

Patty L. Shipp

Julie Baldrige,  
Interim Director

November 10, 2011

The Honorable Johnny Key, Chair  
Arkansas Lottery Commission Legislative Oversight Committee  
One Capitol Mall, Room R-501  
Little Rock, AR 72201

RE: Monthly Disclosure Reports


Dear Senator Key:

On behalf of our agency and the Commissioners of the Arkansas Lottery Commission, please accept the attached monthly disclosure reports pursuant to §§ 23-115-206 and 23-115-302 for the month of October 2011. The report contains the following information:

1. Contracts Awarded
2. Debt Set-Off Collections
3. Retailer Losses
4. Breakdown of Lottery Sales per County
5. Total Number of Retailers
6. Total Lottery Revenue
7. Prize Disbursements
8. Operating Expenses
9. Net Assets
10. Administrative Expenses
11. Unclaimed Prize Report
12. Arkansas Scholarship Lottery Minority- and Female-owned Business Report
13. Arkansas Scholarship Lottery Vendor Minority- and Female-owned Business Report
14. Arkansas Scholarship Lottery Demographics
15. Internal Auditor Report
16. Instant Ticket Games Released

Please call me if you have any questions or need additional information.

Respectfully submitted,



Julie Baldrige  
Interim Director

Enclosures

cc: Ms. Dianne Lamberth, Chair  
Arkansas Lottery Commission

# Arkansas

Scholarship Lottery

"A Natural State of Fun!"

ARKANSAS LOTTERY  
COMMISSION

Dianne Lamberth,  
Chair

Mike Malone,  
Vice Chair

Ben Pickard,  
Secretary/Treasurer

John C. (Smokey)  
Campbell III

Bruce R. Engstrom

Steve Faris

Raymond Frazier

George Hammons

Patty L. Shipp

Julie Baldrige,  
Interim Director

November 10, 2011

The Honorable Mark Perry, Chair  
Arkansas Lottery Commission Legislative Oversight Committee  
One Capitol Mall, Room R-501  
Little Rock, AR 72201

RE: Monthly Disclosure Reports

Dear Representative Perry:

On behalf of our agency and the Commissioners of the Arkansas Lottery Commission, please accept the attached monthly disclosure reports pursuant to §§ 23-115-206 and 23-115-302 for the month of October 2011. The report contains the following information:

1. Contracts Awarded
2. Debt Set-Off Collections
3. Retailer Losses
4. Breakdown of Lottery Sales per County
5. Total Number of Retailers
6. Total Lottery Revenue
7. Prize Disbursements
8. Operating Expenses
9. Net Assets
10. Administrative Expenses
11. Unclaimed Prize Report
12. Arkansas Scholarship Lottery Minority- and Female-owned Business Report
13. Arkansas Scholarship Lottery Vendor Minority- and Female-owned Business Report
14. Arkansas Scholarship Lottery Demographics
15. Internal Auditor Report
16. Instant Ticket Games Released

Please call me if you have any questions or need additional information.

Respectfully submitted,



Julie Baldrige  
Interim Director

Enclosures

cc: Ms. Dianne Lamberth, Chair  
Arkansas Lottery Commission

**Arkansas Lottery Commission Term Contracts for Goods and Services  
October 1 through October 31, 2011**

1. On September 13, 2011, The Arkansas Lottery Commission (ALC) entered into a Non-Exclusive Licensing Agreement with Scientific Games International to allow the ALC to reproduce, use, and make copies of “A Christmas Story™” licensed property. The agreement was provided to the Arkansas Lottery Commission Legislative Oversight Committee.
  
2. On September 28, 2011, ALC entered into a Non-Exclusive Licensing Agreement with Scientific Games International to allow the ALC to reproduce, use, and make copies of the “Run for the Roses™” licensed property. The agreement was provided to the Arkansas Lottery Commission Legislative Oversight Committee.
  
3. On October 19, 2011, ALC entered into a Non-Exclusive Licensing Agreement with Scientific Games International to allow the ALC to reproduce, use, and make copies of “Betty Boop Crossword™”. The agreement was provided to the Arkansas Lottery Commission Legislative Oversight Committee.

**Arkansas Lottery Commission  
Debt Set-Off / Retailer Losses  
October 2011**

1. Retailer losses for period October 1 through October 31, 2011: There were no retailer losses for the month of October 2011.

2. Debt Set-Off:

a.	Department of Finance and Administration	\$17,378.20
b.	Office of Child Support Enforcement - Child Support	<u>\$15,640.62</u>
	Total Debt Set-Off:	\$33,018.82

**ARKANSAS LOTTERY COMMISSION**  
**RETAIL SALES BY COUNTY**  
**October 1 through October 31, 2011**

COUNTY	ARKANSAS 50/50	CASH 3	CASH 4	DECADES OF DOLLARS	FAST PLAY	INSTANT	MEGA MILLIONS	POWERBALL	TOTAL SALES FOR COUNTY
ARKANSAS	\$895.00	\$5,417.00	\$6,747.00	\$5,612.00	\$2,426.00	\$447,973.00	\$11,825.00	\$27,104.00	\$507,999.00
ASHLEY	\$395.00	\$14,181.00	\$18,434.00	\$2,434.00	\$1,537.00	\$105,662.00	\$5,639.00	\$17,226.00	\$165,508.00
BAXTER	\$1,365.00	\$4,312.00	\$3,044.00	\$5,390.00	\$4,996.00	\$321,121.00	\$14,525.00	\$43,053.00	\$397,806.00
BENTON	\$5,265.00	\$4,582.50	\$2,654.00	\$19,448.00	\$6,558.00	\$770,624.00	\$45,610.00	\$154,170.00	\$1,008,911.50
BOONE	\$1,240.00	\$2,168.50	\$1,679.00	\$2,774.00	\$3,351.00	\$326,192.00	\$9,300.00	\$29,213.00	\$375,917.50
BRADLEY	\$260.00	\$968.50	\$396.50	\$1,412.00	\$514.00	\$110,924.00	\$3,069.00	\$7,914.00	\$125,458.00
CALHOUN	\$165.00	\$479.00	\$594.00	\$800.00	\$371.00	\$50,575.00	\$1,630.00	\$3,653.00	\$58,267.00
CARROLL	\$685.00	\$498.50	\$893.00	\$2,542.00	\$3,191.00	\$244,790.00	\$7,591.00	\$24,902.00	\$285,092.50
CHICOT	\$615.00	\$5,211.50	\$3,043.50	\$3,814.00	\$507.00	\$155,400.00	\$15,029.00	\$44,551.00	\$228,171.00
CLARK	\$830.00	\$3,309.50	\$1,927.50	\$3,670.00	\$2,062.00	\$369,335.00	\$9,947.00	\$25,867.00	\$416,948.00
CLAY	\$265.00	\$750.00	\$99.50	\$1,450.00	\$638.00	\$102,148.00	\$2,096.00	\$6,624.00	\$114,070.50
CLEBURNE	\$2,075.00	\$1,347.00	\$244.00	\$6,638.00	\$3,449.00	\$326,181.00	\$15,457.00	\$38,640.00	\$394,031.00
CLEVELAND	\$330.00	\$670.50	\$586.00	\$1,296.00	\$424.00	\$59,483.00	\$2,672.00	\$7,562.00	\$73,023.50
COLUMBIA	\$495.00	\$10,172.00	\$5,817.50	\$2,768.00	\$2,843.00	\$195,619.00	\$5,240.00	\$13,954.00	\$236,908.50
CONWAY	\$1,290.00	\$6,363.00	\$2,478.00	\$5,830.00	\$3,667.00	\$422,827.00	\$15,616.00	\$35,831.00	\$493,902.00
CRAIGHEAD	\$3,930.00	\$7,509.00	\$5,391.50	\$11,560.00	\$10,286.00	\$1,230,335.00	\$30,340.00	\$101,739.00	\$1,401,090.50
CRAWFORD	\$2,790.00	\$2,869.00	\$1,774.00	\$8,176.00	\$3,094.00	\$344,625.00	\$20,146.00	\$71,835.00	\$455,309.00
CRITTENDEN	\$1,595.00	\$13,097.00	\$9,250.50	\$5,550.00	\$4,034.00	\$511,211.00	\$23,823.00	\$82,171.00	\$650,731.50
CROSS	\$655.00	\$1,797.50	\$1,846.50	\$1,840.00	\$1,627.00	\$207,012.00	\$6,138.00	\$18,309.00	\$239,225.00
DALLAS	\$735.00	\$1,791.50	\$1,693.50	\$2,152.00	\$5,805.00	\$168,350.00	\$5,215.00	\$12,389.00	\$198,131.00
DESHA	\$520.00	\$1,220.50	\$416.50	\$2,818.00	\$635.00	\$176,248.00	\$6,409.00	\$15,750.00	\$204,017.00
DREW	\$655.00	\$940.00	\$794.50	\$2,460.00	\$1,278.00	\$164,408.00	\$6,202.00	\$18,093.00	\$194,830.50
FAULKNER	\$5,070.00	\$10,688.50	\$5,844.00	\$19,970.00	\$7,399.00	\$1,130,752.00	\$50,618.00	\$136,018.00	\$1,366,359.50
FRANKLIN	\$1,020.00	\$566.00	\$392.00	\$2,422.00	\$3,275.00	\$172,676.00	\$6,418.00	\$20,149.00	\$206,918.00
FULTON	\$190.00	\$176.00	\$31.00	\$1,154.00	\$167.00	\$60,305.00	\$1,736.00	\$5,863.00	\$69,622.00
GARLAND	\$5,865.00	\$7,167.00	\$3,835.00	\$26,704.00	\$6,358.00	\$868,484.00	\$63,265.00	\$157,995.00	\$1,139,673.00
GRANT	\$835.00	\$505.00	\$349.00	\$3,220.00	\$1,378.00	\$155,642.00	\$7,627.00	\$20,208.00	\$189,764.00
GREENE	\$1,400.00	\$3,744.50	\$1,298.00	\$4,806.00	\$2,266.00	\$504,914.00	\$10,536.00	\$36,546.00	\$565,510.50
HEMPSTEAD	\$600.00	\$18,189.50	\$5,598.50	\$1,942.00	\$2,808.00	\$313,865.00	\$6,712.00	\$17,412.00	\$367,127.00
HOT SPRING	\$860.00	\$1,836.00	\$1,027.00	\$5,214.00	\$1,643.00	\$299,881.00	\$12,538.00	\$30,368.00	\$353,367.00

**ARKANSAS LOTTERY COMMISSION**  
**RETAIL SALES BY COUNTY**  
**October 1 through October 31, 2011**

COUNTY	ARKANSAS 50/50	CASH 3	CASH 4	DECADES OF DOLLARS	FAST PLAY	INSTANT	MEGA MILLIONS	POWERBALL	TOTAL SALES FOR COUNTY
HOWARD	\$290.00	\$13,210.00	\$3,819.00	\$1,484.00	\$433.00	\$107,568.00	\$3,523.00	\$7,842.00	\$138,169.00
INDEPENDENCE	\$4,735.00	\$2,058.50	\$1,284.00	\$7,522.00	\$5,100.00	\$627,942.00	\$17,661.00	\$45,614.00	\$711,916.50
IZARD	\$420.00	\$412.50	\$77.50	\$1,078.00	\$168.00	\$66,810.00	\$3,602.00	\$8,701.00	\$81,269.00
JACKSON	\$1,375.00	\$12,733.00	\$8,573.50	\$5,780.00	\$3,822.00	\$332,400.00	\$10,694.00	\$28,154.00	\$403,531.50
JEFFERSON	\$5,510.00	\$36,191.50	\$28,711.00	\$19,534.00	\$9,256.00	\$1,230,302.00	\$44,462.00	\$103,890.00	\$1,477,856.50
JOHNSON	\$1,295.00	\$574.50	\$177.00	\$3,416.00	\$1,722.00	\$232,425.00	\$8,364.00	\$26,451.00	\$274,424.50
LAFAYETTE	\$295.00	\$3,732.00	\$1,102.50	\$626.00	\$539.00	\$87,300.00	\$1,388.00	\$3,765.00	\$98,747.50
LAWRENCE	\$490.00	\$1,143.00	\$423.00	\$2,100.00	\$3,666.00	\$255,545.00	\$4,847.00	\$13,467.00	\$281,681.00
LEE	\$185.00	\$1,907.00	\$1,310.50	\$696.00	\$554.00	\$93,600.00	\$2,072.00	\$5,852.00	\$106,176.50
LINCOLN	\$355.00	\$1,300.00	\$488.00	\$998.00	\$575.00	\$106,962.00	\$3,369.00	\$8,820.00	\$122,867.00
LITTLE RIVER	\$280.00	\$3,182.00	\$1,564.00	\$942.00	\$824.00	\$72,339.00	\$2,303.00	\$5,983.00	\$87,417.00
LOGAN	\$1,490.00	\$924.50	\$229.00	\$3,498.00	\$1,916.00	\$265,189.00	\$7,643.00	\$25,062.00	\$305,951.50
LONOKE	\$3,825.00	\$6,444.50	\$2,922.00	\$17,182.00	\$7,065.00	\$1,076,327.00	\$37,610.00	\$105,395.00	\$1,256,770.50
MADISON	\$335.00	\$147.50	\$143.00	\$1,024.00	\$494.00	\$57,547.00	\$2,688.00	\$9,555.00	\$71,933.50
MARION	\$615.00	\$1,471.00	\$492.50	\$2,806.00	\$3,060.00	\$152,291.00	\$5,671.00	\$15,089.00	\$181,495.50
MILLER	\$1,480.00	\$21,545.00	\$8,009.50	\$3,398.00	\$3,212.00	\$439,277.00	\$11,346.00	\$28,281.00	\$516,548.50
MISSISSIPPI	\$1,000.00	\$35,337.50	\$13,147.00	\$3,864.00	\$2,523.00	\$511,278.00	\$9,702.00	\$32,224.00	\$609,075.50
MONROE	\$285.00	\$4,681.00	\$1,604.00	\$2,298.00	\$1,214.00	\$117,900.00	\$6,161.00	\$16,033.00	\$150,176.00
MONTGOMERY	\$210.00	\$125.50	\$51.50	\$620.00	\$302.00	\$30,946.00	\$2,278.00	\$6,139.00	\$40,672.00
NEVADA	\$320.00	\$2,397.50	\$577.00	\$1,686.00	\$339.00	\$173,757.00	\$3,701.00	\$9,241.00	\$192,018.50
NEWTON	\$95.00	\$297.50	\$166.00	\$266.00	\$156.00	\$56,543.00	\$1,627.00	\$4,248.00	\$63,398.50
OUACHITA	\$1,540.00	\$10,527.50	\$4,950.50	\$7,192.00	\$6,575.00	\$509,247.00	\$11,299.00	\$30,924.00	\$582,255.00
PERRY	\$295.00	\$812.00	\$314.50	\$1,448.00	\$547.00	\$98,700.00	\$4,870.00	\$11,570.00	\$118,556.50
PHILLIPS	\$510.00	\$4,334.50	\$2,812.50	\$1,966.00	\$1,443.00	\$217,500.00	\$8,221.00	\$25,905.00	\$262,692.00
PIKE	\$360.00	\$270.00	\$144.00	\$2,236.00	\$430.00	\$89,400.00	\$4,627.00	\$11,090.00	\$108,557.00
POINSETT	\$1,135.00	\$7,333.50	\$2,494.50	\$2,962.00	\$2,787.00	\$467,097.00	\$8,259.00	\$26,883.00	\$518,951.00
POLK	\$695.00	\$527.00	\$142.50	\$2,810.00	\$1,276.00	\$149,620.00	\$6,482.00	\$18,520.00	\$180,072.50
POPE	\$3,765.00	\$4,762.00	\$2,712.00	\$13,048.00	\$6,741.00	\$815,815.00	\$30,043.00	\$84,037.00	\$960,923.00
PRAIRIE	\$600.00	\$4,796.00	\$1,635.50	\$1,778.00	\$1,056.00	\$141,003.00	\$4,270.00	\$11,690.00	\$166,828.50
PULASKI	\$23,985.00	\$93,856.00	\$62,054.00	\$113,988.00	\$48,541.00	\$6,261,556.00	\$266,492.00	\$672,007.00	\$7,542,479.00
RANDOLPH	\$645.00	\$171.00	\$105.50	\$2,436.00	\$465.00	\$160,069.00	\$3,401.00	\$11,396.00	\$178,688.50

**ARKANSAS LOTTERY COMMISSION**  
**RETAIL SALES BY COUNTY**  
**October 1 through October 31, 2011**

COUNTY	ARKANSAS 50/50	CASH 3	CASH 4	DECADES OF DOLLARS	FAST PLAY	INSTANT	MEGA MILLIONS	POWERBALL	TOTAL SALES FOR COUNTY
SAINT FRANCIS	\$325.00	\$7,808.00	\$4,589.50	\$1,938.00	\$1,539.00	\$206,199.00	\$8,088.00	\$25,965.00	\$256,451.50
SALINE	\$5,155.00	\$5,509.50	\$3,178.50	\$23,084.00	\$7,386.00	\$1,273,246.00	\$57,256.00	\$149,821.00	\$1,524,636.00
SCOTT	\$410.00	\$154.00	\$35.00	\$770.00	\$1,190.00	\$130,800.00	\$3,098.00	\$9,937.00	\$146,394.00
SEARCY	\$415.00	\$3,576.00	\$843.50	\$1,508.00	\$2,449.00	\$102,744.00	\$2,921.00	\$6,994.00	\$121,450.50
SEBASTIAN	\$5,870.00	\$11,795.50	\$3,997.00	\$19,428.00	\$5,793.00	\$819,795.00	\$42,862.00	\$158,061.00	\$1,067,601.50
SEVIER	\$505.00	\$2,542.00	\$537.00	\$1,286.00	\$754.00	\$128,278.00	\$2,980.00	\$7,907.00	\$144,789.00
SHARP	\$860.00	\$503.00	\$184.50	\$2,294.00	\$2,094.00	\$185,071.00	\$5,216.00	\$13,732.00	\$209,954.50
STONE	\$280.00	\$1,566.00	\$446.00	\$1,436.00	\$1,018.00	\$76,135.00	\$4,044.00	\$10,618.00	\$95,543.00
UNION	\$1,650.00	\$37,916.50	\$18,255.50	\$5,706.00	\$5,012.00	\$619,613.00	\$17,485.00	\$47,857.00	\$753,495.00
VAN BUREN	\$1,520.00	\$969.00	\$722.50	\$3,074.00	\$2,017.00	\$165,500.00	\$7,924.00	\$20,812.00	\$202,538.50
WASHINGTON	\$7,290.00	\$8,112.00	\$5,563.00	\$29,962.00	\$7,794.00	\$1,305,369.00	\$62,771.00	\$211,717.00	\$1,638,578.00
WHITE	\$3,560.00	\$3,504.00	\$2,087.00	\$12,434.00	\$7,094.00	\$1,158,188.00	\$30,789.00	\$77,964.00	\$1,295,620.00
WOODRUFF	\$430.00	\$2,205.50	\$678.00	\$1,332.00	\$971.00	\$178,110.00	\$3,910.00	\$9,212.00	\$196,848.50
YELL	\$770.00	\$1,153.00	\$198.50	\$2,674.00	\$1,929.00	\$169,168.00	\$8,180.00	\$18,622.00	\$202,694.50
<b>GRAND TOTALS</b>	<b>*Arkansas 50/50 \$130,345.00</b>	<b>*Cash 3 \$497,046.50</b>	<b>*Cash 4 \$281,731.50</b>	<b>*Decades of Dollars \$503,474.00</b>	<b>*Fast Play \$252,428.00</b>	<b>*Instant \$31,840,033.00</b>	<b>*Mega Millions \$1,219,169.00</b>	<b>*Powerball \$3,408,156.00</b>	<b>*Totals \$38,132,383.00</b>

\*Estimates



**Arkansas Lottery Commission  
Total Number of Active Retailers  
October 2011**

There were 1,880 active retailers as of October 31, 2011.

**Arkansas Lottery Commission**  
**Statement of Net Assets**  
**October 31, 2011**

**ASSETS**

**Current assets:**

Cash and Cash Equivalents	\$ 10,099,290.19
Restricted Assets:	
Cash and cash equivalents	27,244,692.75
Accounts receivable	12,083,019.03
Prepaid items	<u>10,848.70</u>
 Total current assets	 <u>49,437,850.67</u>

**Noncurrent assets:**

Restricted assets:	
Cash and cash equivalents	20,043,334.22
Deposits with Multi-State Lottery Asso.	1,315,190.25
Capital assets:	
Equipment	526,664.88
Leasehold Improvements	498,416.68
Less accumulated depreciation	<u>(363,112.27)</u>
 Total noncurrent assets	 <u>22,020,493.76</u>
 Total assets	 <u>\$ 71,458,344.43</u>

**LIABILITIES**

**Current liabilities:**

Accounts payable	\$ 542,501.90
Prizes payable	15,211,623.34
Payable to Internal Revenue Service	99,324.67
Accrued and other liabilities	1,541,490.47
Due to other funds	543,100.00
Due to ADHE	34,262,710.24
Compensated absences	211,635.16
Deferred revenue	<u>581,155.00</u>
 Total current liabilities	 <u>52,993,540.78</u>

**Long-Term liabilities:**

Net OPEB Obligation	<u>457,989.97</u>
 Total liabilities	 <u>53,451,530.75</u>

**NET ASSETS**

**Net assets:**

Invested in capital assets	661,969.29
Restricted for:	
Scholarship shortfall fund	20,000,000.00
Retailer fidelity fund	43,334.22
Deposits with MUSL	1,315,190.25
Future prizes or special prize promotions	1,000,000.00
Unrestricted	<u>(5,013,680.08)</u>
 Total net assets	 <u>18,006,813.68</u>
 Total liabilities & net assets	 <u>\$ 71,458,344.43</u>

**Arkansas Lottery Commission**  
**Statement of Revenue, Expenses, and Changes in Net Assets**  
**For the Four Months Ending October 31, 2011**

	Current month	Year to date
<b>Operating revenues:</b>		
Instant ticket sales	\$ 31,821,853.00	\$ 128,559,709.58
Online ticket sales	5,819,885.50	22,055,712.00
Retailer application, fidelity and service fees	60,341.12	207,776.12
Other revenue	<u>283.00</u>	<u>7,043.18</u>
 Total operating revenues	 <u>37,702,362.62</u>	 <u>150,830,240.88</u>
 <b>Operating expenses:</b>		
Instant game prizes	22,520,271.62	90,410,478.39
Online game prizes	2,660,633.80	10,756,670.50
Retailer commissions	2,118,195.96	8,477,422.98
Gaming contract costs	2,004,143.17	7,875,372.08
Compensation and benefits	377,447.48	1,910,202.76
Marketing, advertising and promotions	128,858.49	1,010,700.73
General and administrative expenses	109,427.24	445,145.49
Services provided by ADHE	109,440.00	437,760.00
Services provided by Legislative Audit Agency	28,600.00	112,900.00
Legal and professional services	326.04	497.01
Depreciation	<u>15,179.89</u>	<u>60,719.56</u>
 Total operating expenses	 <u>30,072,523.69</u>	 <u>121,497,869.50</u>
 Operating income	 7,629,838.93	 29,332,371.38
 <b>Nonoperating revenue (expense):</b>		
Interest income	27,083.30	120,850.27
 Income before transfers	 7,656,922.23	 29,453,221.65
 Transfers to:		
Transfers to ADHE	(8,133,705.83)	(29,803,342.11)
Transfers to ADHS	0.00	(200,000.00)
 Transfers from:		
Transfers from ADHE	<u>0.00</u>	<u>0.00</u>
 Change in net assets	 <u>(476,783.60)</u>	 <u>(550,120.46)</u>
 Total net assets -beginning		 <u>18,556,934.14</u>
Total net assets - ending		<u>18,006,813.68</u>

Arkansas Lottery Commission  
Statement of Revenue, Expenses, and Changes in Net Assets  
For the Four Months Ending October 31, 2011

	Current Month	%	Year to Date	%	Budget YTD	%	Variance YTD
Operating Revenues							
Instant Games	\$ 31,821,853.00	84.40	\$ 128,559,709.58	85.23	\$ 115,630,301.50	82.52	12,929,408.08
OnLine Games	5,819,885.50	15.44	22,055,712.00	14.62	24,295,973.58	17.34	(2,240,261.58)
Retailer application, fidelity	60,341.12	0.16	207,776.12	0.14	202,962.01	0.14	4,814.11
Other Revenue	<u>283.00</u>	0.00	<u>7,043.18</u>	0.00	<u>1,344.27</u>	0.00	<u>5,698.91</u>
 Total Operating Revenues	 <u>37,702,362.62</u>	 100.00	 <u>150,830,240.88</u>	 100.00	 <u>140,130,581.36</u>	 100.00	 <u>10,699,659.52</u>
 Operating Expenses							
Instant Game Prizes	22,520,271.62	59.73	90,410,478.39	59.94	78,050,453.52	55.70	12,360,024.87
On-Line Game Prizes	2,660,633.80	7.06	10,756,670.50	7.13	12,413,825.67	8.86	(1,657,155.17)
Retailer Commissions	2,118,195.96	5.62	8,477,422.98	5.62	7,837,773.26	5.59	639,649.72
Gaming Contract Costs	2,004,143.17	5.32	7,875,372.08	5.22	7,137,972.28	5.09	737,399.80
Staff Compensation & Benefits	377,447.48	1.00	1,910,202.76	1.27	2,259,999.93	1.61	(349,797.17)
Marketing, Advertising & Promotions	128,858.49	0.34	1,010,700.73	0.67	1,500,000.00	1.07	(489,299.27)
General and administrative expenses	109,427.24	0.29	445,145.49	0.30	547,340.92	0.39	(102,195.43)
Services Provided by Other Agencies	138,040.00	0.37	550,660.00	0.37	588,426.64	0.42	(37,766.64)
Legal and Professional Service	326.04	0.00	497.01	0.00	26,700.00	0.02	(26,202.99)
Capital asset depreciation	<u>15,179.89</u>	0.04	<u>60,719.56</u>	0.04	<u>71,666.64</u>	0.05	<u>(10,947.08)</u>
 Total Operating Expenses	 <u>30,072,523.69</u>	 79.76	 <u>121,497,869.50</u>	 80.55	 <u>110,434,158.86</u>	 78.81	 <u>11,063,710.64</u>
 Operating Income	 7,629,838.93	 20.24	 29,332,371.38	 19.45	 29,696,422.50	 21.19	 (364,051.12)
 Non-Operating Revenue (Expense)							
Interest Income	27,083.30	0.07	120,850.27	0.08	73,333.32	0.05	47,516.95
 Income before transfers	 <u><u>7,656,922.23</u></u>		 <u><u>29,453,221.65</u></u>		 <u><u>29,769,755.82</u></u>		 <u><u>(316,534.17)</u></u>

**Arkansas Scholarship Commission**  
**Net Proceeds Transfer to Ed Trust Computation**  
**For the Four Months Ending October 31, 2011**

	Year to date
<b>Operating revenues:</b>	
Instant ticket SETTLEMENTS	\$ 129,988,049.58
Online ticket sales	22,055,712.00
Retailer application, fidelity and service fees	207,776.12
Other revenue	<u>7,043.18</u>
 Total operating revenues	 <u>152,258,580.88</u>

<b>Operating expenses:</b>	
Instant game prizes SETTLEMENTS	91,171,231.00
Online game prizes	10,756,670.50
Retailer commissions	8,477,422.98
Gaming contract costs	7,875,372.08
Compensation and benefits	1,910,202.76
Marketing, advertising and promotions	1,010,700.73
General and administrative expenses	445,145.49
Services provided by ADHE	437,760.00
Services provided by Legislative Audit Agency	112,900.00
Legal and professional services	497.01
Current year Capital Asset cost	<u>0.00</u>
Total operating expenses	122,197,902.55

Change in net proceeds from operations 30,060,678.33

<b>Nonoperating revenue (expense):</b>	
Interest Income	120,850.27
EDUCATION TRUST FUNDING-Current Year	(21,669,636.28)
Less Act 1180 Unclaimed Prizes	0.00
Less Transfer to ADHS	(200,000.00)
Less Current year Fidelity Fund fees	(1,128.94) restricted fund
Less Current year MUSL Reserves additions	(177,057.55) see 23-115-103(17) and (19)(A)&(B)

**NET PROCEEDS EARNED-Current Month** **\$ 8,133,705.83**

	Transfer	Interest	Total
<b>Totals</b>	<b>\$ 33,751,303.61</b>	<b>\$ 511,406.63</b>	<b>\$ 34,262,710.24</b>
October 2009 funding - 11/15/09	\$ 8,120,211.99		\$ 8,120,211.99
November 2009 funding - 12/15/09	\$ 9,038,495.35	\$ 1,835.39	\$ 9,040,330.74
December 2009 funding - 1/14/10	\$ 10,829,280.27	\$ 6,109.34	\$ 10,835,389.61
January 2010 funding - 2/15/10	\$ 9,125,874.01	\$ 10,956.20	\$ 9,136,830.21
February 2010 funding - 3/12/10	\$ 10,467,824.60	\$ 13,741.79	\$ 10,481,566.39
March 2010 funding - 4/14/10	\$ 11,014,624.69	\$ 20,506.68	\$ 11,035,131.37
April 2010 funding - 5/13/10	\$ 8,937,980.78	\$ 24,355.11	\$ 8,962,335.89
May 2010 funding 6/14/10	\$ 9,065,920.17	\$ 29,966.86	\$ 9,095,887.03
June 2010 funding - 7/14/10	\$ 6,059,225.23	\$ 32,900.15	\$ 6,092,125.38
July 2010 funding - 8/13/10	\$ 8,503,421.96	\$ 37,490.77	\$ 8,540,912.73
August 2010 funding - 9/14/10	\$ 7,925,706.45	\$ 41,129.77	\$ 7,966,836.22
September 2010 funding - 10/14/10	\$ 7,361,418.43	\$ 43,339.89	\$ 7,404,758.32
October transfer to ADHE 10/1/10	\$ (65,000,000.00)		\$ (65,000,000.00)
October 2010 funding - 11/12/10	\$ 7,197,503.10	\$ 18,042.76	\$ 7,215,545.86
November 2010 funding - 12/15/10	\$ 8,235,343.71	\$ 20,925.06	\$ 8,256,268.77
December 2010 funding - 1/14/11	\$ 6,671,666.03	\$ 25,098.81	\$ 6,696,764.84
January 2011 funding - 2/11/11	\$ 9,005,241.74	\$ 28,533.34	\$ 9,033,775.08
February transfer to ADHE 2/11/11	\$ (50,000,000.00)		\$ (50,000,000.00)
February 2011 funding - 3/14/11	\$ 8,213,896.20	\$ 15,845.40	\$ 8,229,741.60
March 2011 funding - 4/13/11	\$ 10,279,304.63	\$ 12,939.26	\$ 10,292,243.89
April 2011 funding - 5/13/11	\$ 8,380,584.65	\$ 16,872.92	\$ 8,397,457.57
May 2011 funding - 6/14/11	\$ 8,500,021.38	\$ 21,763.28	\$ 8,521,784.66
June 2011 funding - 7/15/11	\$ 3,690,562.00	\$ 24,714.99	\$ 3,715,276.99
July 2011 funding - 8/12/11	\$ 7,124,686.65	\$ 28,216.33	\$ 7,152,902.98
ADHE Refund for excess funding 8/1/11	\$ 12,430,211.12		\$ 12,430,211.12
June 2011 Audit Adjustments funding - 8/3/11	\$ 60,972.09		\$ 60,972.09
August transfer to ADHE 8/4/11	\$ (60,000,000.00)		\$ (60,000,000.00)
August 2011 funding - 9/14/11	\$ 7,531,880.34	\$ 11,673.25	\$ 7,543,553.59
September 2011 funding - 10/14/11	\$ 6,961,428.55	\$ 11,751.16	\$ 6,973,179.71
October transfer to ADHE 10/13/11	\$ (10,000,000.00)		\$ (10,000,000.00)
June 2011 Audit Adjustments funding - 11/15/11	\$ (102,990.22)		\$ (102,990.22)
October 2011 funding - 11/15/11	\$ 8,121,007.71	\$ 12,698.12	\$ 8,133,705.83

**Arkansas Lottery Commission**  
**Unclaimed Prizes**  
**Year To Date October 31, 2011**

1. Unclaimed lottery prize money: \$1,801,142
2. Expenditures from unclaimed lottery prize money: \$0
3. Reserved for future prizes or promotions: \$0
4. Deposits to net lottery proceeds from unclaimed lottery prize money: \$1,801,142

**ARKANSAS LOTTERY COMMISSION MINORITY- AND FEMALE-OWNED DIVERSITY COMPLIANCE REPORT**

**October 1 through October 31, 2011**

<b>Vendors</b>	<b>Goods or Services</b>	<b>Diversity Classification</b>	<b>October 2011</b>	<b>FY 2012 Total</b>
African American Perspectives	Advertising/Public Relations	Minority-owned		\$1,250.00
Goddess Products	Office Furniture/Supplies	Minority-owned	\$1,669.75	\$5,244.78
Hogwash Detail Dent & Tint	Auto Detail and Cosmetic Repair	Minority-owned		\$268.73
Hola! Arkansas	Advertising/Public Relations	Minority-owned		\$1,500.00
Northeast Arkansas Cleaning Service	Janitorial Services	Female-owned	\$434.00	\$1,925.88
SHI International Corporation	Computer Software	Female-owned	\$7,036.58	\$7,036.58
Trivia Marketing	Advertising/Public Relations	Female-owned		\$60.20
<b>Totals</b>			<b>\$9,140.33</b>	<b>\$17,286.17</b>

**INTRALOT MINORITY- AND FEMALE-OWNED DIVERSITY COMPLIANCE REPORT**

**October 1 through October 31, 2011**

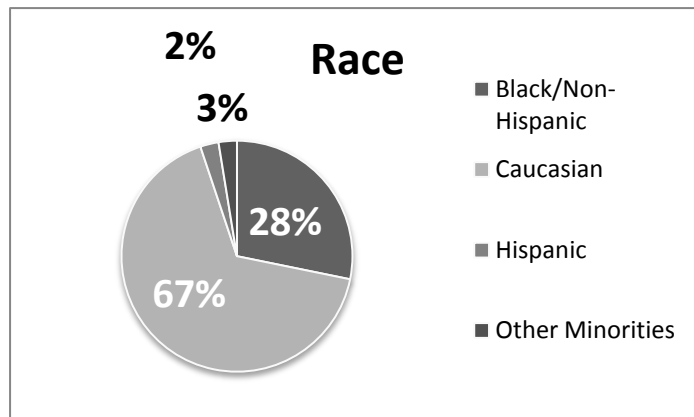
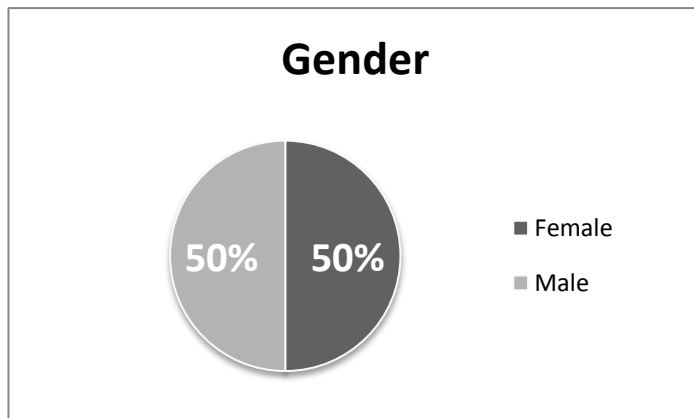
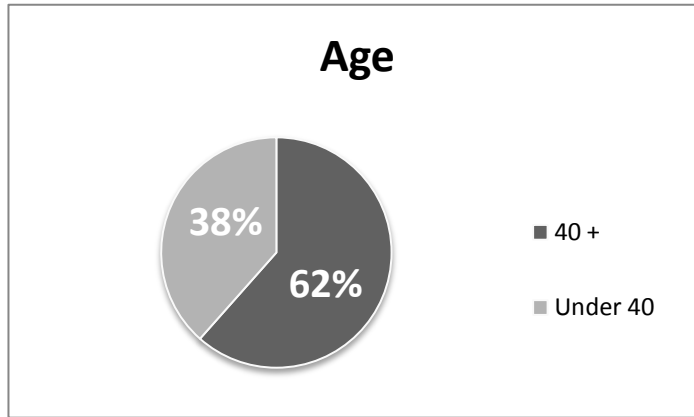
<b>Vendors</b>	<b>Goods or Services</b>	<b>Diversity Classification</b>	<b>October 2011</b>	<b>FY 2012 Total</b>
Goddess Products	Office Furniture/Supplies	Minority-owned		\$199.25
J. Kelly Referrals & Information Services, Inc.	Call Center/Information Services	Minority-owned	\$14,226.03	\$52,677.05
<b>Totals</b>			<b>\$14,226.03</b>	<b>\$52,866.30</b>

**SCIENTIFIC GAMES MINORITY- AND FEMALE-OWNED DIVERSITY COMPLIANCE REPORT**

**October 1 through October 31, 2011**

<b>Vendors</b>	<b>Goods or Services</b>	<b>Diversity Classification</b>	<b>October 2011</b>	<b>FY 2012 Total</b>
Central Copiers	Office Supplies/Equipment	Female-owned	\$352.00	\$474.80
Expedited Transportation Service	Transportation	Female-owned	\$13,396.08	\$64,539.28
Mr. Klean Carpet and Janitorial Service	Janitorial Services	Minority-owned	\$298.30	\$1,193.20
Premier Staffing	Staffing Services	Female-owned	\$3,059.43	\$11,348.58
<b>Totals</b>			<b>\$17,105.81</b>	<b>\$77,555.86</b>

**Arkansas Lottery Commission  
Demographics – October 2011**



**Total Number of Employees as of October 31, 2011: 78**

**Gender:**

Females – 39  
Males – 39

**Age:**

Under 40 – 30  
40 + – 48

**Race:**

**Black/Non-Hispanic – 22**  
Female – 14  
Male - 8

**Caucasian – 52**  
Female - 23  
Male - 29

**Hispanic – 2**  
Female - 2  
Male - 0

**Other – 2**  
Female - 0  
Male - 2



**Arkansas Lottery Commission – Internal Audit  
Arkansas Lottery Commission Legislative Oversight Committee Monthly Report  
November 9, 2011**

No issues or problems have been reported to the Arkansas Lottery Commission since the previous report submitted to the Arkansas Lottery Commission Legislative Oversight Committee on October 7, 2011.

**Arkansas Lottery Commission**  
**Instant Games**  
**October 2011**

Sales for the following instant games began October 4, 2011. No ending dates have been determined for these games.

\$1 9's in a Line

\$2 Pure Gold

\$3 Lucky Stars

\$5 Cash Frenzy

Sales for the following Fast Play game began October 10, 2011. The ending date has not been determined for this game.

\$1 3 Times Lucky Fast Play