



STATE OF ARKANSAS
**Department of Finance
and Administration**

OFFICE OF THE ARKANSAS LOTTERY

Post Office Box 3238
Little Rock, Arkansas 72203-3238
Phone: (501) 683-2000
Fax: (501) 683-1878
<http://myarkansaslottery.com>

December 10, 2025

The Honorable Sarah Huckabee Sanders
Governor of Arkansas
State Capitol
Little Rock, AR 72201

RE: Monthly Disclosure Report

Dear Governor Sanders:

On behalf of the Arkansas Department of Finance and Administration and the Office of the Arkansas Lottery, pursuant to A.C.A. § 23-115-206 and 23-115-302, please accept the attached disclosure reports for the month of November 2025. The report contains the following:

1. Net Position
2. Revenues and Expenses
3. Lottery Scholarship Trust Account
4. Unclaimed Prizes Report
5. Retailer Losses
6. Debt Set Off / Taxes Withheld
7. Lottery Sales by County
8. Total Number of Retailers
9. Arkansas Department of Higher Education (ADHE)
10. Instant Ticket Games – Releases
11. Contracts
12. Internal Auditor Reports

Please contact me if you have any questions or need additional information.

Respectfully submitted,

A handwritten signature in blue ink that reads "Sharon Strong". The signature is fluid and cursive, with the first letters of the first and last names being capitalized and prominent.

Sharon Strong
Executive Director

cc: Jim Hudson, Secretary of the Department of Finance and Administration



STATE OF ARKANSAS
**Department of Finance
and Administration**

OFFICE OF THE ARKANSAS LOTTERY

Post Office Box 3238
Little Rock, Arkansas 72203-3238
Phone: (501) 683-2000
Fax: (501) 683-1878
<http://myarkansaslottery.com>

December 10, 2025

The Honorable Ricky Hill, Co-Chair
The Honorable Justin Gonzales, Co-Chair
Lottery Oversight Subcommittee
One Capitol Mall, Room R-501
Little Rock, AR 72201

RE: Monthly Disclosure Report

Dear Senator Hill and Representative Gonzales:

On behalf of the Arkansas Department of Finance and Administration and the Office of the Arkansas Lottery, pursuant to A.C.A. § 23-115-206 and 23-115-302, please accept the attached disclosure reports for the month of November 2025. The report contains the following:

1. Net Position
2. Revenues and Expenses
3. Lottery Scholarship Trust Account
4. Unclaimed Prizes Report
5. Retailer Losses
6. Debt Set Off / Taxes Withheld
7. Lottery Sales by County
8. Total Number of Retailers
9. Arkansas Department of Higher Education (ADHE)
10. Instant Ticket Games – Releases
11. Contracts
12. Internal Auditor Reports

Please contact me if you have any questions or need additional information.

Respectfully submitted,

Sharon Strong
Executive Director

cc: Jim Hudson, Secretary of the Department of Finance and Administration



Arkansas
Scholarship Lottery



NET POSITION

Arkansas Department of Finance and Administration
Office of the Arkansas Lottery
Statement of Net Position
11/30/2025

ASSETS

Current assets:

Cash and cash equivalents	\$ 16,120,183.95
Restricted assets:	
Cash and cash equivalents	335,688,909.66
Accounts receivable	15,723,308.40
Inter-Agency Receivables	0.00
Prepaid items	225,278.59
Total current assets	<u>367,757,680.60</u>

Non-current assets:

Restricted assets:	
Cash and cash equivalents	8,904,157.71
MUSL Reserve	1,931,474.41
Net Capital assets	299,219.35
Total non-current assets	<u>11,134,851.47</u>

Total assets	<u>378,892,532.07</u>
--------------	-----------------------

Deferred outflows of resources:

Related to pension	1,072,847.00
Related to OPEB	709,497.25
Total deferred outflows of resources	<u>1,782,344.25</u>

Total assets and deferred outflows of resources	<u>\$ 380,674,876.32</u>
---	--------------------------

LIABILITIES

Current liabilities:

Accounts payable	\$ 180,831.50
Prizes payable	25,785,274.19
Accrued and other liabilities	3,091,341.59
Due to other funds of the State	157,475.34
Due to Lottery Scholarship Trust Account	330,931,170.59
Lease Obligation	217,991.56
Compensated absences	1,039,135.95
Other post employment benefits liability	127,974.21
Unearned revenue	272,198.85
Total current liabilities	<u>361,803,393.78</u>

Long-Term liabilities:

Other post employment benefits liability	2,410,652.20
Total pension liability	4,459,474.00
Total long-term liabilities	<u>6,870,126.20</u>

Total liabilities	<u>368,673,519.98</u>
-------------------	-----------------------

Deferred inflows of resources:

Related to pension	293,978.00
Related to OPEB	924,540.46
Total deferred inflows of resources	<u>1,218,518.46</u>

Total liabilities and deferred inflows of resources	<u>369,892,038.44</u>
---	-----------------------

NET POSITION

Net position:

Net investment in capital assets	81,227.79
Restricted for:	
Act 429 contingency reserve	8,340,019.56
Retailer bond reserve	564,138.15
Deposits with Multi-State Lottery Association	1,931,474.41
Unclaimed prizes reserve	4,757,739.07
Unrestricted (deficit)	<u>(4,891,761.10)</u>

Total net position	<u>10,782,837.88</u>
--------------------	----------------------

Total liabilities, deferred inflows of resources and net position	<u>\$ 380,674,876.32</u>
---	--------------------------



Arkansas
Scholarship Lottery



REVENUES & EXPENSES

Arkansas Department of Finance and Administration
Office of the Arkansas Lottery
Statement of Revenues, Expenses and Change in Net Position
For the Five Months Ended November 30, 2025

	Current month	Year to date
Operating revenues:		
Instant ticket sales	\$ 35,312,392.00	\$ 192,250,952.00
Draw ticket sales	9,698,391.00	53,171,114.50
Retailer fees	59,072.83	302,889.56
Other revenue	289.99	6,964.03
	<u>45,070,145.82</u>	<u>245,731,920.09</u>
Total operating revenues		
	<u>45,070,145.82</u>	<u>245,731,920.09</u>
Operating expenses:		
Instant game prizes	26,443,746.18	140,584,714.44
Draw game prizes	3,929,358.66	28,394,088.18
Retailer commissions	2,526,725.85	13,807,733.85
Gaming contract costs	2,327,774.81	12,365,165.52
Compensation and benefits	430,638.87	2,359,344.73
Marketing, advertising and promotions	580,718.96	2,728,424.74
General and administrative expenses	90,441.96	482,338.31
Amortization - GASB 87 Leases	22,652.64	113,263.24
Depreciation	2,366.51	11,832.50
	<u>36,354,424.44</u>	<u>200,846,905.51</u>
Total operating expenses		
	<u>36,354,424.44</u>	<u>200,846,905.51</u>
Operating income (1)	8,715,721.38	44,885,014.58
Non-operating revenue (expense):		
Interest income	758,550.91	4,462,663.54
Other income (expense)	(293.59)	(1,680.61)
	<u>9,473,978.70</u>	<u>49,345,997.51</u>
Income before transfers		
	<u>9,473,978.70</u>	<u>49,345,997.51</u>
Net proceeds	<u>(9,309,510.26)</u>	<u>(45,513,057.38)</u>
Change in net position	<u>\$ 164,468.44</u>	<u>3,832,940.13</u>
Total net position - beginning		6,949,897.75
Total net position - ending		<u>\$ 10,782,837.88</u>

1) Includes all GAAP related accounting items including unclaimed prizes.

Arkansas Department of Finance and Administration
Office of the Arkansas Lottery
Statement of Revenues and Expenses Budget Comparisons
For the Five Months Ended November 30, 2025

	CM Actual	%	CM Budget	%	CM Variance	YTD Actual	%	YTD Budget	%	YTD Variance
Operating revenues:										
Instant tickets sales	\$ 35,312,392.00	78.35	\$ 37,000,000.00	81.84	\$ (1,687,608.00)	\$ 192,250,952.00	78.24	\$ 188,500,000.00	81.81	\$ 3,750,952.00
Draw games tickets sales	9,698,391.00	21.52	8,160,000.00	18.05	1,538,391.00	53,171,114.50	21.64	41,618,000.00	18.06	11,553,114.50
Retailer fees	59,072.83	0.13	50,000.00	0.11	9,072.83	302,889.56	0.12	299,000.00	0.13	3,889.56
Other revenue	289.99	0.00	200.00	0.00	89.99	6,964.03	0.00	700.00	0.00	6,264.03
					0.00%					
Total operating revenues	<u>45,070,145.82</u>	100.00	<u>45,210,200.00</u>	100.00	<u>(140,054.18)</u>	<u>245,731,920.09</u>	100.00	<u>230,417,700.00</u>	100.00	<u>15,314,220.09</u>
Operating expenses:										
Instant game prizes	26,443,746.18	58.67	26,754,000.00	59.18	(310,253.82)	140,584,714.44	57.21	136,376,000.00	59.19	4,208,714.44
Draw game prizes	3,929,358.66	8.72	4,546,000.00	10.06	(616,641.34)	28,394,088.18	11.55	23,180,000.00	10.06	5,214,088.18
Retailer commissions	2,526,725.85	5.61	2,552,000.00	5.64	(25,274.15)	13,807,733.85	5.62	13,003,000.00	5.64	804,733.85
Gaming contract costs	2,327,774.81	5.16	2,292,000.00	5.07	35,774.81	12,365,165.52	5.03	11,679,000.00	5.07	686,165.52
Compensation and benefits	430,638.87	0.96	492,000.00	1.09	(61,361.13)	2,359,344.73	0.96	2,674,000.00	1.16	(314,655.27)
Marketing, advertising and promotions	580,718.96	1.29	568,000.00	1.26	12,718.96	2,728,424.74	1.11	2,846,000.00	1.24	(117,575.26)
General and administrative expenses	90,441.96	0.20	136,000.00	0.30	(45,558.04)	482,338.31	0.20	681,000.00	0.30	(198,661.69)
Amortization - GASB 87 Leases	22,652.64	0.05	22,650.00	0.05	2.64	113,263.24	0.05	113,250.00	0.05	13.24
Depreciation	2,366.51	0.01	3,350.00	0.01	(983.49)	11,832.50	0.00	17,750.00	0.01	(5,917.50)
Total operating expenses	<u>36,354,424.44</u>	80.66	<u>37,366,000.00</u>	82.65	<u>(1,011,575.56)</u>	<u>200,846,905.51</u>	81.73	<u>190,570,000.00</u>	82.71	<u>10,276,905.51</u>
Operating income	8,715,721.38	19.34	7,844,200.00	17.35	871,521.38	44,885,014.58	18.27	39,847,700.00	17.29	5,037,314.58
Non-operating revenue (expenses):										
Interest income	758,550.91	1.68	820,000.00	1.81	(61,449.09)	4,462,663.54	1.82	4,480,000.00	1.94	(17,336.46)
Other income (expense)	(293.59)	(0.00)	(400.00)	(0.00)	106.41	(1,680.61)	(0.00)	(2,000.00)	(0.00)	319.39
Income before transfers	<u>\$ 9,473,978.70</u>	21.02	<u>\$ 8,663,800.00</u>	19.16	<u>\$ 810,178.70</u>	<u>\$ 49,345,997.51</u>	20.08	<u>\$ 44,325,700.00</u>	19.24	<u>\$ 5,020,297.51</u>
Net Proceeds	<u>\$ 9,309,510.26</u>		<u>\$ 7,863,800.00</u>		<u>\$ 1,445,710.26</u>	<u>\$ 45,513,057.38</u>		<u>\$ 40,325,700.00</u>		<u>\$ 5,187,357.38</u>

Arkansas Department of Finance and Administration
Office of the Arkansas Lottery
Statement of Revenues and Expenses - GAAP
For the Five Months Months Ended November 30, 2025 Compared to November 30, 2024

	Current Month	%	Current Month	%		Year to Date	%	Year to Date	%	
	November 30, 2025	Sales	November 30, 2024	Sales	Variance	November 30, 2025	Sales	November 30, 2024	Sales	Variance
Operating revenues:										
Instant ticket sales	\$ 35,312,392.00	78.3%	\$ 37,627,669.00	80.4%	\$ (2,315,277.00)	\$ 192,250,952.00	78.2%	\$ 195,341,856.00	80.2%	\$ (3,090,904.00)
Draw ticket sales	9,698,391.00	21.5%	9,121,283.00	19.5%	577,108.00	53,171,114.50	21.6%	47,922,423.50	19.7%	5,248,691.00
Retailer fees	59,072.83	0.1%	48,187.97	0.1%	10,884.86	302,889.56	0.1%	288,316.10	0.1%	14,573.46
Other revenue	289.99	0.0%	5,529.37	0.0%	(5,239.38)	6,964.03	0.0%	4,807.53	0.0%	2,156.50
										-
Total operating revenues	<u>45,070,145.82</u>	100.0%	<u>46,802,669.34</u>	100.0%	<u>(1,732,523.52)</u>	<u>245,731,920.09</u>	100.0%	<u>243,557,403.13</u>	100.0%	<u>2,174,516.96</u>
Operating expenses:										
Instant game prizes	26,443,746.18	58.7%	28,232,343.33	60.3%	(1,788,597.15)	140,584,714.44	57.2%	140,895,415.27	57.8%	(310,700.83)
Draw game prizes	3,929,358.66	8.7%	5,162,102.51	11.0%	(1,232,743.85)	28,394,088.18	11.6%	26,113,026.20	10.7%	2,281,061.98
Retailer commissions	2,526,725.85	5.6%	2,632,778.53	5.6%	(106,052.68)	13,807,733.85	5.6%	13,773,568.89	5.7%	34,164.96
Gaming contract costs	2,327,774.81	5.2%	2,518,510.04	5.4%	(190,735.23)	12,365,165.52	5.0%	12,153,200.58	5.0%	211,964.94
Compensation and benefits	430,638.87	1.0%	444,971.58	1.0%	(14,332.71)	2,359,344.73	1.0%	2,374,843.31	1.0%	(15,498.58)
Marketing, advertising and promotions	580,718.96	1.3%	496,682.08	1.1%	84,036.88	2,728,424.74	1.1%	2,487,458.29	1.0%	240,966.45
General and administrative expenses	90,441.96	0.2%	150,848.26	0.3%	(60,406.30)	482,338.31	0.2%	769,087.97	0.3%	(286,749.66)
Amortization - GASB 87 Leases	22,652.64	0.1%	22,652.64	0.0%	-	113,263.24	0.0%	113,263.22	0.0%	0.02
Depreciation	2,366.51	0.0%	2,984.28	0.0%	(617.77)	11,832.50	0.0%	71,804.05	0.0%	(59,971.55)
					0.0%					
Total operating expenses	<u>36,354,424.44</u>	80.7%	<u>39,663,873.25</u>	84.7%	<u>(3,309,448.81)</u>	<u>200,846,905.51</u>	81.7%	<u>198,751,667.78</u>	81.6%	<u>2,095,237.73</u>
Operating income	8,715,721.38	19.3%	7,138,796.09	15.3%	1,576,925.29	44,885,014.58	18.3%	44,805,735.35	18.4%	79,279.23
Non-operating revenue (expenses):										
Interest income	758,550.91	1.7%	983,151.13	2.1%	(224,600.22)	4,462,663.54	1.8%	5,909,220.20	2.4%	(1,446,556.66)
Other income (expense)	<u>(293.59)</u>	-0.1%	<u>10,034.30</u>	2.1%	<u>(10,327.89)</u>	<u>(1,680.61)</u>	-0.1%	<u>10,611.82</u>	0.4%	<u>(12,292.43)</u>
Income before transfers	<u>\$ 9,473,978.70</u>	21.0%	<u>\$ 8,131,981.52</u>	17.4%	<u>\$ 1,341,997.18</u>	<u>\$ 49,345,997.51</u>	20.1%	<u>\$ 50,725,567.37</u>	20.8%	<u>\$ (1,379,569.86)</u>
Net Proceeds (1)	<u>\$ 9,309,510.26</u>		<u>\$ 8,935,376.44</u>		<u>\$ 374,133.82</u>	<u>\$ 45,513,057.38</u>		<u>\$ 39,559,475.39</u>		<u>\$ 5,953,581.99</u>

1) Reflects adjustment of sales and prizes expense to a modified cash basis

Arkansas Department of Finance and Administration
Office of the Arkansas Lottery
Net Proceeds Computation to Transfer to Lottery Scholarship Trust
For the Five Months Ended November 30, 2025

	Year to date			
Operating revenues:				
Instant ticket (Settlements)	\$	192,250,952.00		
Draw ticket sales		53,171,114.50		
Retailer application, fidelity and service fees		302,889.56		
Other revenue		6,964.03		
		<u>245,731,920.09</u>		
Total operating revenues			<u>245,731,920.09</u>	
Operating expenses:				
Instant game prizes (Settlements)		140,584,714.44		
Draw game prizes		28,394,088.18		
Retailer commissions		13,807,733.85		
Gaming contract costs		12,365,165.52		
Compensation and benefits		2,359,344.73		
Marketing, advertising and promotions		2,728,424.74		
General and administrative expenses		482,338.31		
Amortization - GASB 87 Leases		113,263.24		
Depreciation expense		11,832.50		
		<u>200,846,905.51</u>		
Total operating expenses			<u>200,846,905.51</u>	
Change in net proceeds from operations			44,885,014.58	
Non-operating revenue:				
Interest income		4,462,663.54		
Other non-operating income/expenses		(1,680.61)		
EDUCATION TRUST FUNDING-Current Year		(36,203,547.12)		
Less Act 1180 Unclaimed Prizes		(3,757,739.07)		
Less current year Bond Reserve Fees		(64,138.15)	restricted reserves	
Add Bond Funds in excess of \$500,000		0.00	see 23-115-603(a)(5)	
Add back Write Off Retailer Bad Debt				
Less current year MUSL Reserves		(11,062.91)	see 23-115-103(17) and (19)(A)&(B)	
Add OPEB expense in Comp and Benefits		0.00		
		<u>0.00</u>		
NET PROCEEDS EARNED-Current Month	\$	9,309,510.26		
-Year to Date	\$	45,513,057.38		
	<u>\$</u>	<u>45,513,057.38</u>		
Lottery Scholarship Trust Account				
	Transfer	Interest	Total	
	\$	\$	\$	
January 2024 funding 2/15/24	300,057,914.66	30,873,255.93	330,931,170.59	
Transfer to ADHE for FY 2024 Academic Scholarship Funding 2/28/23	\$ 9,688,101.19	\$ 1,043,247.95	\$ 10,731,349.14	
February 2024 funding 3/15/24	\$ (30,000,000.00)		\$ (30,000,000.00)	
Transfer to ADHE for FY 2024 Concurrent Scholarship Funding 3/15/24	\$ 6,092,946.95	\$ 940,220.39	\$ 7,033,167.34	
March 2024 funding 4/15/24	\$ (2,500,000.00)		\$ (2,500,000.00)	
April 2024 funding 5/15/24	\$ 11,472,242.22	\$ 870,311.23	\$ 12,342,553.45	
May 2024 funding 6/15/24	\$ 10,739,878.17	\$ 997,871.23	\$ 11,737,749.40	
June 2024 funding 7/15/24	\$ 8,566,636.78	\$ 1,010,742.05	\$ 9,577,378.83	
Transfer to ADHE for FY 2025 Concurrent Scholarship Funding 7/26/24	\$ 18,930,681.29	\$ 948,333.90	\$ 19,879,015.19	
Transfer to ADHE for FY 2025 Workforce Scholarship Funding 7/26/24	\$ (4,000,000.00)		\$ (4,000,000.00)	
July 2024 funding 8/15/24	\$ (1,000,000.00)		\$ (1,000,000.00)	
Aug 14, 2024 ADHE Refund of FY 24 unused Scholarship Money	\$ 7,206,608.40	\$ 1,175,581.60	\$ 8,382,190.00	
August 2024 funding 9/15/24	\$ 4,753,294.29		\$ 4,753,294.29	
September 2024 funding 10/15/24	\$ 8,142,984.91	\$ 1,103,917.87	\$ 9,246,902.78	
Transfer to ADHE for FY 2025 Academic Scholarship Funding 10/10/24	\$ 5,543,212.40	\$ 1,122,821.80	\$ 6,666,034.20	
June 24 adjustment to funding 11/15/24	\$ (30,000,000.00)		\$ (30,000,000.00)	
October 2024 funding 11/15/24	\$ 224,770.00		\$ 224,770.00	
Transfer to ADHE for FY 2025 Academic Scholarship Funding 11/14/24	\$ 5,330,304.17	\$ 998,667.80	\$ 6,328,971.97	
November 2024 funding 12/15/24	\$ (10,000,000.00)		\$ (10,000,000.00)	
December 2024 Funding 1/15/25	\$ 8,074,413.62	\$ 860,962.82	\$ 8,935,376.44	
January 2025 funding 2/15/24	\$ 9,140,823.76	\$ 918,666.93	\$ 10,059,490.69	
Transfer to ADHE for FY 2025 Academic Scholarship Funding 2/26/25	\$ 9,278,155.26	\$ 878,744.34	\$ 10,156,899.60	
Transfer to ADHE for FY 2025 Workforce Scholarship Funding 2/26/25	\$ (35,000,000.00)		\$ (35,000,000.00)	
February 2025 Funding 3/15/25	\$ (500,000.00)		\$ (500,000.00)	
March 2025 Funding 4/15/25	\$ 6,025,156.32	\$ 810,839.87	\$ 6,835,996.19	
Transfer to ADHE for FY 2025 Academic Scholarship Funding 4/23/25	\$ 9,125,203.91	\$ 832,339.13	\$ 9,957,543.04	
April 2025 Funding 5/15/25	\$ (6,000,000.00)		\$ (6,000,000.00)	
Transfer to ADHE for FY 2025 Workforce Scholarship Funding 5/21/25	\$ 4,871,569.12	\$ 826,212.75	\$ 5,697,781.87	
May 2025 Funding 6/15/25	\$ (1,500,000.00)		\$ (1,500,000.00)	
June 2025 Funding 7/15/25	\$ 8,121,302.03	\$ 830,885.00	\$ 8,952,187.03	
Transfer to ADHE for FY 2025 Academic Scholarship Funding 7/18/25	\$ 19,230,917.32	\$ 876,784.35	\$ 20,107,701.67	
Transfer to ADHE for FY 2025 Access to Acceleration Scholarship Funding 7/18/25	\$ (40,000,000.00)		\$ (40,000,000.00)	
Transfer to ADHE for FY 2025 Workforce Scholarship Funding 7/18/25	\$ (5,000,000.00)		\$ (5,000,000.00)	
July 2025 Funding 8/15/25	\$ (3,000,000.00)		\$ (3,000,000.00)	
Aug 11,2025 - FY25 refund from ADHE	\$ 6,551,198.23	\$ 858,868.60	\$ 7,410,066.83	
September 2025 Funding 10/15/25	\$ 2,031,904.10		\$ 2,031,904.10	
July 2025 adjustment Funding 11/15/25	\$ 8,751,851.59	\$ 773,050.55	\$ 9,524,902.14	
October 2025 Funding 11/15/25	\$ 9,717,332.80	\$ 849,337.95	\$ 10,566,670.75	
June 2025 Post Close Funding 11/20/25	\$ 1,057,495.12	-	\$ 1,057,495.12	
Transfer to ADHE for FY 2026Academic Scholarship Funding 11/13/25	\$ 6,839,889.18	\$ 804,523.10	\$ 7,644,412.28	
November 2025 Funding 12/15/25	\$ 490,821.22		\$ 490,821.22	
	\$ (10,000,000.00)		\$ (10,000,000.00)	
	\$ 8,629,563.49	\$ 679,946.77	\$ 9,309,510.26	

**Arkansas Department of Finance and Administration
Office of the Arkansas Lottery
Net Proceeds Analysis**

Month	2026 Net Proceeds	2026 Unclaimed Prizes	Total Net Proceeds	2026 Budget	Over/Under Budget	Cumulative Balance
July, 2025	\$ 7,410,066.83	\$ 784,989.01	\$ 8,195,055.84	\$ 8,777,700.00	\$ (582,644.16)	\$ (582,644.16)
August, 2025	9,524,902.14	92,103.00	9,617,005.14	9,091,800.00	525,205.14	(57,439.02)
September, 2025	10,566,670.75	1,172,473.95	11,739,144.70	8,810,700.00	2,928,444.70	2,871,005.68
October, 2025	8,701,907.40	1,622,817.11	10,324,724.51	8,981,700.00	1,343,024.51	-
November, 2025	9,309,510.26	85,356.00	9,394,866.26	8,663,800.00	731,066.26	4,214,030.19
December, 2025			-		-	4,945,096.45
January, 2026			-		-	
February, 2026			-		-	
March, 2026			-		-	
April, 2026			-		-	
May, 2026			-		-	
June, 2026			-		-	
Sub Total	\$ 45,513,057.38	\$ 3,757,739.07	\$ 49,270,796.45	\$ 44,325,700.00		
Reserve GPW						
Total	<u>\$ 45,513,057.38</u>	<u>\$ 3,757,739.07</u>	<u>\$ 49,270,796.45</u>	<u>\$ 44,325,700.00</u>		<u>\$ 4,945,096.45</u>



Arkansas
Scholarship Lottery



LOTTERY SCHOLARSHIP TRUST ACCOUNT

**Arkansas Department of Finance and Administration
Office of the Arkansas Lottery
Lottery Scholarship Trust Account**

			Fiscal Year June 30,2025	Fiscal Year June 30,2026
Beginning Balance			\$ 317,568,312	\$ 343,418,113
Net Proceeds			111,817,897	45,513,057 (1)
Transfers to ADHE:	FY25	FY26		
Academic Challenge Scholarships - Fall	10/10/24	7/18/25	(30,000,000)	(40,000,000)
- Fall Add'l	11/24/24	11/13/25	(10,000,000)	(10,000,000)
- Spring	2/26/25		(35,000,000)	
- Spring Add'l	4/23/25		(6,000,000)	
Access to Acceleration Scholarships - Fall	7/26/24	7/18/25	(4,000,000)	(5,000,000)
- Spring				
Workforce Scholarships - Fall	7/26/24	7/18/25	(1,000,000)	(3,000,000)
- Spring	2/26/25		(500,000)	
- Spring Add'l	5/21/25		(1,500,000)	
			(88,000,000)	(58,000,000)
Refund of Unused Scholarship Proceeds Requested:	FY25			
	8/11/2025		2,031,904	
Ending Balance			\$ 343,418,113	\$ 330,931,170.59

Note 1 - Does not include Unclaimed Prizes



Arkansas
Scholarship Lottery



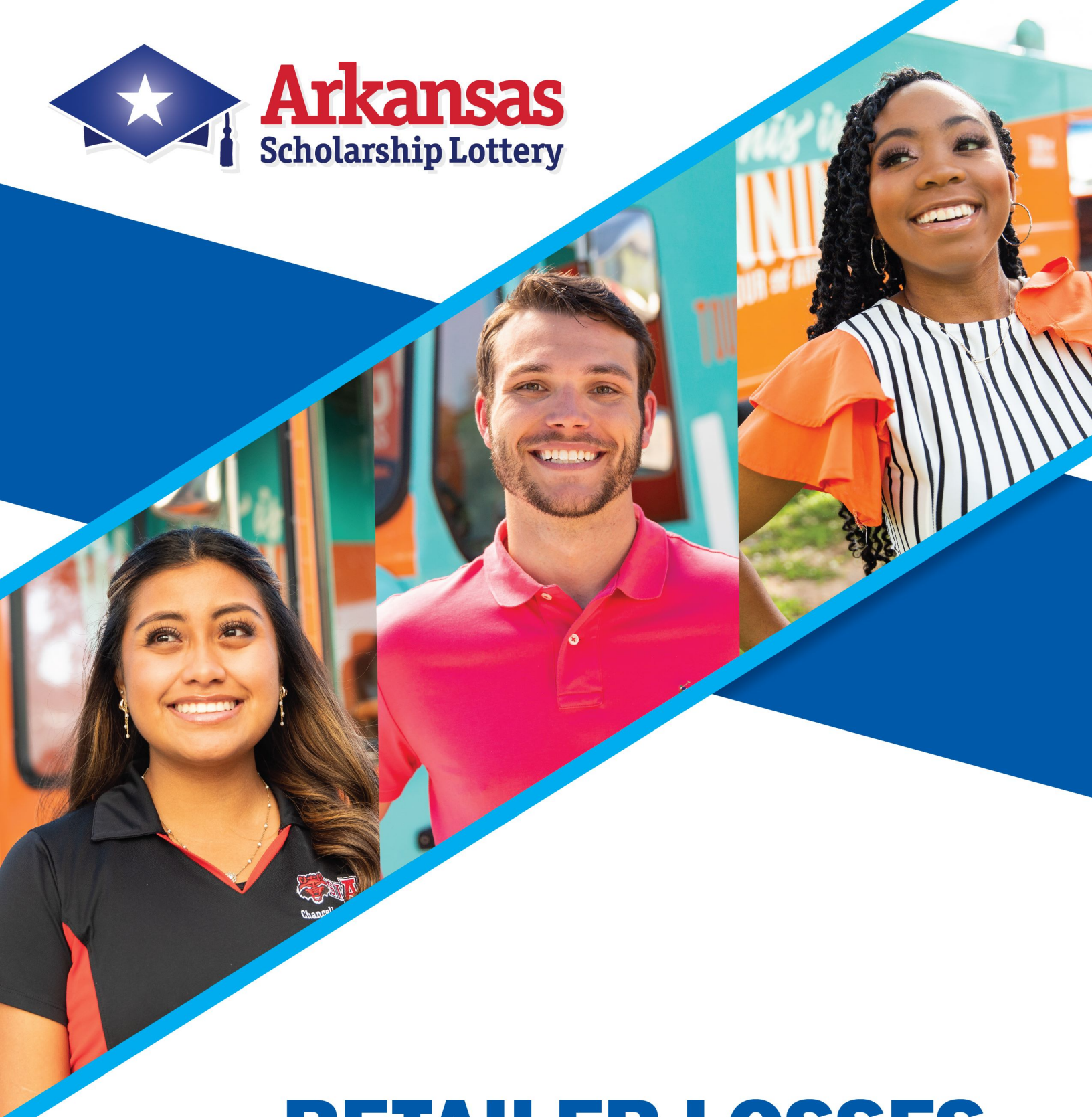
UNCLAIMED PRIZES REPORT

Arkansas Department of Finance and Administration
Office of the Arkansas Lottery
Unclaimed Prizes
November 30, 2025

	Monthly	Year to Date
Reserve Balance July 1, 2025		1,000,000.00
Unclaimed lottery prize money:	85,356.00	3,757,739.07
Expenditures from unclaimed lottery prize money:	-	-
Reserved for future prizes, promotions or reserves:	85,356.00	3,757,739.07
Less Deposits to net lottery proceeds from unclaimed		-
Reserve Balance November 30, 2025		4,757,739.07



Arkansas
Scholarship Lottery



RETAILER LOSSES

RETAILER LOSSES
(November 2025)

Retailer	Loss
None	\$0.00
Total Retailers = 2,061 (a/o 11/30/2025)	Total Loss = \$0.00

This is
WINNING!



Arkansas
Scholarship Lottery



DEBT SET-OFF AND WITHHOLDINGS



**Department of Finance & Administration
Office of the Arkansas Lottery
Debt Set-off/Collections
And Retailer Losses
(November 2025)**

Arkansas Debt Set-Off	Nov 25	Total Since Inception
Department of Finance and Administration	\$ 0	\$ 1,992,875
Office of Child Support Enforcement	\$ 5,331	\$ 804,768
Total Debt Set-Off	\$ 5,331	\$ 2,797,643

Income Taxes Withheld	Nov 25	Total Since Inception
Federal	\$ 486,768	\$ 151,033,631
State	\$ 79,081	\$ 39,076,957
Total Income Taxes Withheld	\$ 565,849	\$ 190,110,588

As of 11/30/2025

Retailer losses \$0

This is
WINNING!



Arkansas
Scholarship Lottery



LOTTERY SALES BY COUNTY

ARKANSAS DEPARTMENT OF FINANCE AND ADMINISTRATION

OFFICE OF THE ARKANSAS LOTTERY

RETAIL SALES BY COUNTY

November 1 through November 30, 2025



COUNTY	CASH 3	CASH 4	FAST PLAY	INSTANT SETTLEMENTS	LOTTO	LUCKY FOR LIFE	MEGA MILLIONS	NATURAL STATE STATE	POWERBALL	TOTAL
ARKANSAS	\$13,388.00	\$7,321.50	\$13,627.00	\$409,346.00	\$2,608.00	\$3,616.00	\$15,715.00	\$3,893.00	\$16,200.00	\$485,714.50
ASHLEY	\$15,587.00	\$15,612.50	\$7,556.00	\$156,464.00	\$1,100.00	\$1,958.00	\$8,245.00	\$1,466.00	\$9,844.00	\$217,832.50
BAXTER	\$2,263.50	\$1,172.00	\$17,395.00	\$501,015.00	\$5,516.00	\$10,688.00	\$36,310.00	\$10,350.00	\$38,854.00	\$623,563.50
BENTON	\$6,596.50	\$2,641.50	\$32,977.00	\$1,600,995.00	\$20,788.00	\$26,872.00	\$182,300.00	\$28,181.00	\$188,972.00	\$2,090,323.00
BOONE	\$1,075.00	\$1,043.00	\$12,685.00	\$366,390.00	\$2,910.00	\$3,130.00	\$23,975.00	\$5,019.00	\$26,151.00	\$442,378.00
BRADLEY	\$3,357.00	\$3,904.00	\$2,588.00	\$230,242.00	\$878.00	\$1,650.00	\$6,030.00	\$1,026.00	\$6,380.00	\$256,055.00
CALHOUN	\$2,783.50	\$438.00	\$1,736.00	\$74,100.00	\$338.00	\$426.00	\$1,330.00	\$773.00	\$2,166.00	\$84,090.50
CARROLL	\$2,257.00	\$236.50	\$17,030.00	\$237,642.00	\$2,174.00	\$2,756.00	\$17,175.00	\$2,747.00	\$21,112.00	\$303,129.50
CHICOT	\$7,564.50	\$1,813.00	\$6,549.00	\$183,452.00	\$1,162.00	\$2,776.00	\$10,495.00	\$2,287.00	\$11,578.00	\$227,676.50
CLARK	\$3,559.00	\$1,854.00	\$9,208.00	\$411,893.00	\$2,392.00	\$2,328.00	\$15,630.00	\$3,118.00	\$14,749.00	\$464,731.00
CLAY	\$858.00	\$2.50	\$6,574.00	\$141,806.00	\$894.00	\$890.00	\$5,355.00	\$1,151.00	\$5,297.00	\$162,827.50
CLEBURNE	\$4,278.50	\$630.50	\$19,264.00	\$293,846.00	\$5,730.00	\$4,944.00	\$22,890.00	\$8,438.00	\$23,797.00	\$383,818.00
CLEVELAND	\$486.00	\$257.50	\$1,014.00	\$57,133.00	\$320.00	\$398.00	\$2,500.00	\$607.00	\$2,457.00	\$65,172.50
COLUMBIA	\$13,514.50	\$8,510.50	\$9,271.00	\$352,636.00	\$1,740.00	\$3,954.00	\$9,415.00	\$2,820.00	\$12,044.00	\$413,905.00
CONWAY	\$12,550.00	\$2,800.50	\$17,131.00	\$432,053.00	\$4,664.00	\$3,942.00	\$17,235.00	\$8,155.00	\$17,795.00	\$516,325.50
CRAIGHEAD	\$29,038.50	\$11,314.00	\$36,449.00	\$1,704,984.00	\$10,508.00	\$12,488.00	\$70,215.00	\$17,270.00	\$72,894.00	\$1,965,160.50
CRAWFORD	\$3,317.00	\$1,586.00	\$14,297.00	\$372,673.00	\$5,264.00	\$4,520.00	\$34,030.00	\$8,598.00	\$37,701.00	\$481,986.00
CRITTENDEN	\$68,778.00	\$36,704.50	\$22,576.00	\$727,340.00	\$3,954.00	\$10,112.00	\$48,605.00	\$11,206.00	\$60,505.00	\$989,780.50
CROSS	\$4,870.00	\$3,451.00	\$5,157.00	\$282,973.00	\$1,006.00	\$1,340.00	\$9,260.00	\$1,969.00	\$11,166.00	\$321,192.00
DALLAS	\$2,863.00	\$1,782.50	\$3,427.00	\$201,897.00	\$1,074.00	\$902.00	\$4,910.00	\$1,150.00	\$5,867.00	\$223,872.50
DESHA	\$5,189.00	\$3,528.50	\$5,571.00	\$283,087.00	\$1,364.00	\$1,250.00	\$8,535.00	\$2,163.00	\$10,068.00	\$320,755.50
DREW	\$5,090.00	\$6,895.50	\$8,201.00	\$358,461.00	\$1,984.00	\$3,790.00	\$12,915.00	\$3,960.00	\$14,593.00	\$415,889.50
FAULKNER	\$11,078.00	\$6,499.50	\$43,540.00	\$1,343,305.00	\$13,350.00	\$13,914.00	\$74,240.00	\$22,475.00	\$77,122.00	\$1,605,523.50
FRANKLIN	\$733.50	\$91.50	\$11,792.00	\$199,540.00	\$2,316.00	\$1,300.00	\$15,770.00	\$2,667.00	\$15,289.00	\$249,499.00
FULTON	\$671.50	\$694.00	\$5,988.00	\$53,257.00	\$670.00	\$840.00	\$3,860.00	\$1,078.00	\$4,030.00	\$71,088.50
GARLAND	\$14,742.50	\$8,898.50	\$48,413.00	\$1,294,621.00	\$17,422.00	\$18,758.00	\$97,785.00	\$41,184.00	\$103,350.00	\$1,645,174.00
GRANT	\$1,519.50	\$1,786.00	\$4,889.00	\$212,872.00	\$2,562.00	\$2,530.00	\$10,985.00	\$3,267.00	\$11,785.00	\$252,195.50
GREENE	\$911.50	\$295.50	\$22,024.00	\$689,653.00	\$3,446.00	\$4,566.00	\$25,920.00	\$5,968.00	\$28,131.00	\$780,915.00
HEMPSTEAD	\$71,843.00	\$31,181.50	\$15,254.00	\$389,058.00	\$1,558.00	\$3,516.00	\$12,380.00	\$2,586.00	\$14,864.00	\$542,240.50
HOT SPRING	\$3,838.00	\$1,059.00	\$16,935.00	\$370,713.00	\$3,568.00	\$3,990.00	\$18,415.00	\$5,314.00	\$17,228.00	\$441,060.00
HOWARD	\$58,666.50	\$17,170.00	\$4,792.00	\$229,735.00	\$1,110.00	\$1,566.00	\$6,590.00	\$1,739.00	\$7,423.00	\$328,791.50
INDEPENDENCE	\$1,369.00	\$639.50	\$30,984.00	\$558,444.00	\$3,390.00	\$3,992.00	\$23,175.00	\$4,889.00	\$23,546.00	\$650,428.50
IZARD	\$729.50	\$275.00	\$12,838.00	\$88,553.00	\$1,066.00	\$838.00	\$5,705.00	\$1,482.00	\$6,340.00	\$117,826.50
JACKSON	\$17,726.50	\$9,127.00	\$11,900.00	\$296,300.00	\$1,744.00	\$2,076.00	\$9,565.00	\$2,990.00	\$10,297.00	\$361,725.50
JEFFERSON	\$52,444.50	\$44,082.50	\$54,631.00	\$1,337,720.00	\$11,934.00	\$18,028.00	\$49,960.00	\$21,011.00	\$56,370.00	\$1,646,181.00
JOHNSON	\$666.00	\$722.50	\$4,637.00	\$266,594.00	\$2,396.00	\$2,630.00	\$13,595.00	\$3,757.00	\$14,989.00	\$309,986.50
LAFAYETTE	\$10,278.50	\$6,162.00	\$3,634.00	\$87,500.00	\$322.00	\$1,346.00	\$3,920.00	\$660.00	\$4,132.00	\$117,954.50
LAWRENCE	\$447.00	\$104.00	\$8,662.00	\$261,581.00	\$1,224.00	\$1,328.00	\$9,175.00	\$2,258.00	\$10,776.00	\$295,555.00
LEE	\$3,677.50	\$10,426.00	\$3,327.00	\$64,678.00	\$152.00	\$504.00	\$3,180.00	\$332.00	\$4,046.00	\$90,322.50
LINCOLN	\$629.50	\$501.00	\$2,052.00	\$89,767.00	\$756.00	\$1,006.00	\$3,615.00	\$1,302.00	\$3,615.00	\$103,243.50
LITTLE RIVER	\$6,601.50	\$4,505.50	\$4,215.00	\$133,526.00	\$670.00	\$1,202.00	\$6,610.00	\$1,398.00	\$7,695.00	\$166,423.00
LOGAN	\$227.00	\$27.50	\$14,243.00	\$270,801.00	\$2,798.00	\$1,676.00	\$10,610.00	\$2,970.00	\$12,497.00	\$315,849.50

ARKANSAS DEPARTMENT OF FINANCE AND ADMINISTRATION

OFFICE OF THE ARKANSAS LOTTERY

RETAIL SALES BY COUNTY

November 1 through November 30, 2025

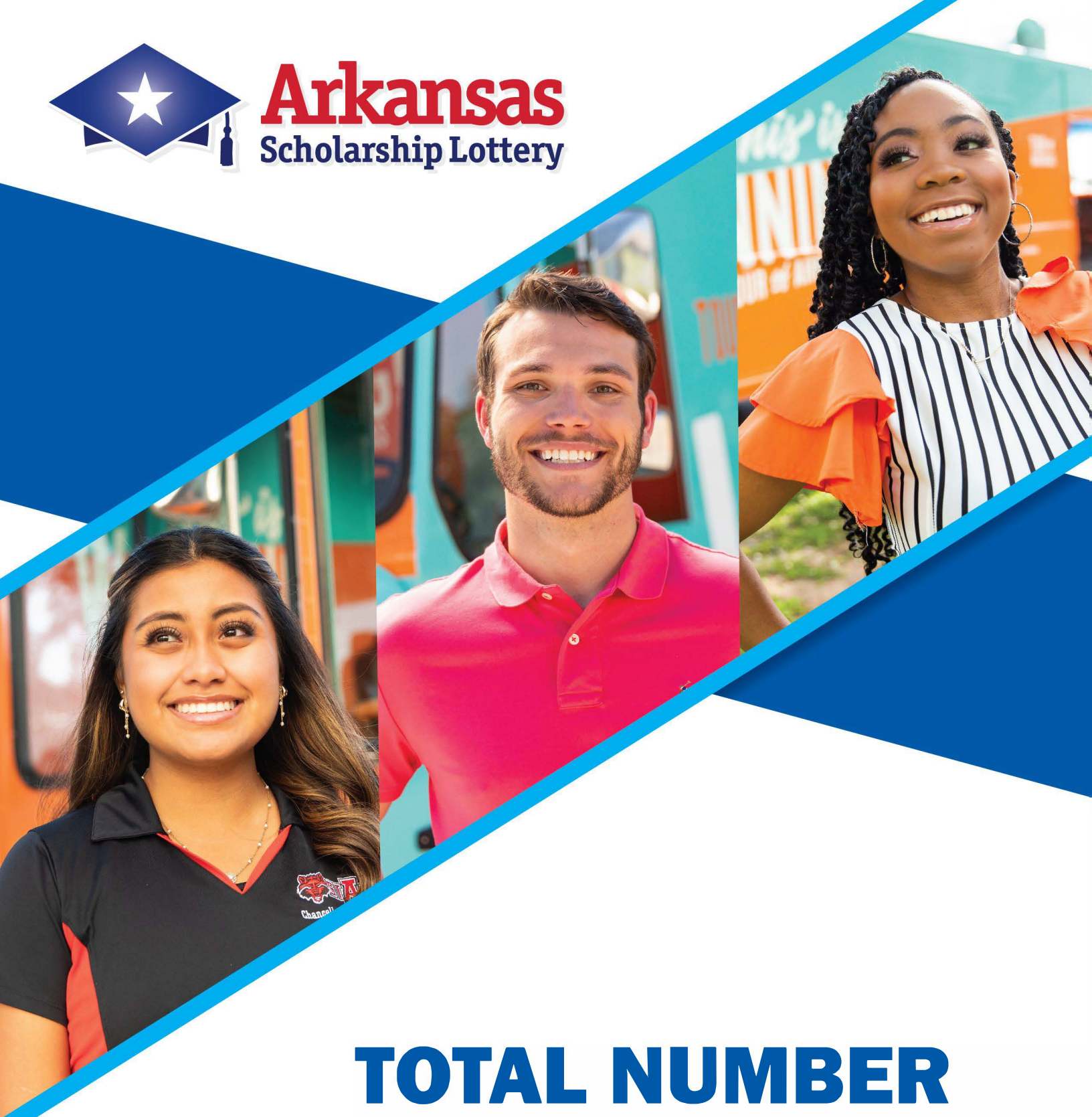


COUNTY	CASH 3	CASH 4	FAST PLAY	INSTANT SETTLEMENTS	LOTTO	LUCKY FOR LIFE	MEGA MILLIONS	NATURAL STATE STATE	POWERBALL	TOTAL
LONOKE	\$20,572.00	\$10,462.00	\$43,087.00	\$1,066,444.00	\$12,010.00	\$10,994.00	\$57,140.00	\$19,066.00	\$60,739.00	\$1,300,514.00
MADISON	\$146.50	\$126.00	\$2,624.00	\$100,081.00	\$1,330.00	\$2,112.00	\$10,660.00	\$2,034.00	\$11,168.00	\$130,281.50
MARION	\$3,237.00	\$2,947.50	\$11,892.00	\$237,285.00	\$1,660.00	\$3,492.00	\$11,420.00	\$3,779.00	\$13,903.00	\$289,615.50
MILLER	\$35,025.00	\$15,910.00	\$19,245.00	\$480,428.00	\$3,196.00	\$8,932.00	\$21,585.00	\$7,404.00	\$23,421.00	\$615,146.00
MISSISSIPPI	\$51,515.50	\$23,571.50	\$11,309.00	\$619,691.00	\$2,002.00	\$3,544.00	\$23,245.00	\$4,044.00	\$25,538.00	\$764,460.00
MONROE	\$17,321.50	\$12,872.00	\$11,471.00	\$201,251.00	\$938.00	\$1,240.00	\$8,940.00	\$2,357.00	\$9,946.00	\$266,336.50
MONTGOMERY	\$0.00	\$5.00	\$4,760.00	\$30,500.00	\$526.00	\$402.00	\$3,420.00	\$569.00	\$3,617.00	\$43,799.00
NEVADA	\$3,653.50	\$2,417.00	\$3,162.00	\$162,643.00	\$664.00	\$548.00	\$5,320.00	\$1,163.00	\$6,260.00	\$185,830.50
NEWTON	\$24.00	\$16.00	\$1,344.00	\$39,398.00	\$342.00	\$578.00	\$2,785.00	\$675.00	\$2,845.00	\$48,007.00
OUACHITA	\$18,239.50	\$13,578.00	\$16,803.00	\$624,558.00	\$2,794.00	\$5,956.00	\$14,410.00	\$9,747.00	\$16,168.00	\$722,253.50
PERRY	\$1,108.50	\$744.00	\$2,960.00	\$104,706.00	\$1,182.00	\$1,448.00	\$6,390.00	\$2,461.00	\$6,473.00	\$127,472.50
PHILLIPS	\$17,480.00	\$7,011.00	\$7,645.00	\$177,300.00	\$1,020.00	\$2,328.00	\$10,145.00	\$3,208.00	\$12,345.00	\$238,482.00
PIKE	\$197.50	\$150.00	\$3,907.00	\$109,130.00	\$1,574.00	\$1,800.00	\$6,950.00	\$2,344.00	\$7,079.00	\$133,131.50
POINSETT	\$5,927.00	\$1,374.00	\$16,741.00	\$469,718.00	\$1,560.00	\$1,922.00	\$13,610.00	\$3,031.00	\$14,350.00	\$528,233.00
POLK	\$756.00	\$682.00	\$19,127.00	\$199,508.00	\$2,040.00	\$2,084.00	\$11,310.00	\$3,884.00	\$11,742.00	\$251,133.00
POPE	\$2,823.50	\$1,303.00	\$29,672.00	\$828,557.00	\$8,192.00	\$8,812.00	\$47,865.00	\$12,268.00	\$51,718.00	\$991,210.50
PRAIRIE	\$1,717.00	\$1,319.00	\$3,928.00	\$106,576.00	\$986.00	\$946.00	\$5,855.00	\$769.00	\$5,548.00	\$127,644.00
PULASKI	\$218,416.50	\$143,350.00	\$249,386.00	\$6,785,331.00	\$132,298.00	\$256,818.00	\$690,175.00	\$247,535.00	\$717,942.00	\$9,441,251.50
RANDOLPH	\$251.00	\$149.50	\$7,326.00	\$163,564.00	\$2,180.00	\$2,500.00	\$10,535.00	\$3,687.00	\$11,904.00	\$202,096.50
SAINT FRANCIS	\$29,829.00	\$14,485.00	\$5,205.00	\$352,696.00	\$1,564.00	\$3,196.00	\$15,230.00	\$4,080.00	\$18,212.00	\$444,497.00
SALINE	\$27,528.00	\$8,611.50	\$52,198.00	\$1,263,746.00	\$14,346.00	\$17,142.00	\$79,310.00	\$24,936.00	\$80,856.00	\$1,568,673.50
SCOTT	\$60.00	\$54.00	\$1,024.00	\$114,599.00	\$1,002.00	\$808.00	\$6,640.00	\$1,172.00	\$7,904.00	\$133,263.00
SEARCY	\$29.00	\$111.00	\$2,376.00	\$84,783.00	\$778.00	\$838.00	\$5,180.00	\$739.00	\$5,817.00	\$100,651.00
SEBASTIAN	\$14,373.00	\$5,138.50	\$24,196.00	\$868,810.00	\$14,630.00	\$16,362.00	\$91,700.00	\$26,072.00	\$105,840.00	\$1,167,121.50
SEVIER	\$7,015.00	\$258.50	\$1,250.00	\$193,630.00	\$1,342.00	\$958.00	\$8,405.00	\$2,682.00	\$9,040.00	\$224,580.50
SHARP	\$1,357.50	\$742.50	\$16,480.00	\$400,036.00	\$3,050.00	\$2,884.00	\$20,460.00	\$6,227.00	\$21,220.00	\$472,457.00
STONE	\$1,434.00	\$1,969.00	\$3,103.00	\$82,362.00	\$1,074.00	\$2,028.00	\$5,915.00	\$2,182.00	\$6,861.00	\$106,928.00
UNION	\$82,743.50	\$36,625.50	\$55,340.00	\$818,733.00	\$3,534.00	\$5,404.00	\$22,405.00	\$5,635.00	\$27,340.00	\$1,057,760.00
VAN BUREN	\$1,111.00	\$1,133.50	\$9,293.00	\$235,079.00	\$2,604.00	\$2,472.00	\$13,165.00	\$5,207.00	\$15,482.00	\$285,546.50
WASHINGTON	\$25,739.00	\$15,954.00	\$26,473.00	\$1,627,814.00	\$21,838.00	\$24,514.00	\$152,325.00	\$27,269.00	\$155,491.00	\$2,077,417.00
WHITE	\$16,494.00	\$5,264.50	\$48,523.00	\$886,340.00	\$7,398.00	\$7,312.00	\$46,205.00	\$12,718.00	\$48,667.00	\$1,078,921.50
WOODRUFF	\$1,083.50	\$915.00	\$9,826.00	\$189,285.00	\$420.00	\$882.00	\$4,575.00	\$1,385.00	\$5,029.00	\$213,400.50
YELL	\$163.50	\$222.00	\$4,523.00	\$221,720.00	\$1,986.00	\$2,066.00	\$10,355.00	\$3,464.00	\$11,659.00	\$256,158.50

GRAND TOTALS	*Cash 3	*Cash 4	*Fast Play	*Instant Settlements	*Lotto	*Lucky for Life	*Mega Millions	*Natural State Jackpot	*Powerball	*Total Sales
	\$1,075,435.50	\$587,219.50	\$1,321,232.00	\$37,464,948.00	\$402,882.00	\$593,658.00	\$2,411,755.00	\$709,467.00	\$2,575,839.00	\$47,142,436.00



Arkansas
Scholarship Lottery



**TOTAL NUMBER
OF RETAILERS**

November 2025

Retailer Count by Status	
Active	1,895
Renewal	166
Total	2,061

Terminal Count by Type	
Photon	2,130
TVM	127
DreamTouch Smart	83
Total	2,340

Monthly Highlights

- ▶ 4,131,080 Total transactions processed through the Arkansas Scholarship Lottery System in November
- ▶ 564 service tickets resolved by Field Service and the Call Center for the month of November
- ▶ 383 Preventative Maintenance Actions completed by Field Service Technicians for the month of November



Arkansas
Scholarship Lottery



**ARKANSAS
DEPARTMENT OF
HIGHER EDUCATION**



Division of Higher Education

101 E. Capital Ave., Suite 300 • Little Rock, Arkansas • 72201-3818 • (501) 371-2000 • Fax (501) 371-2001

Jacob Oliva
Secretary

Ken Warden, Ed.D.
Commissioner

November 7, 2025

Ms. Sharon Strong, Executive Director
Arkansas Scholarship Lottery
124 W. Capitol Ave., Suite 1400
Little Rock, AR 72201

Dear Ms. Strong:

I hereby certify to the Office of the Arkansas Lottery that an estimated ten million (\$10,000,000) in net lottery proceeds will be required to fund the remaining disbursement of scholarships awarded under A.C.A. § 6-85-201 et. seq. for the fall 2025 semester.

Therefore, I am requesting the amount of ten million (\$10,000,000) be transferred to the Arkansas Division of Higher Education's commercial bank account with First Security Bank by Monday, November 17, 2025.

If you require additional information or have questions, please contact me at 501.371.2026.

Thank you for your consideration in this matter.

Sincerely,

A handwritten signature in black ink, appearing to read "Nicholas Fuller".

Nicholas Fuller
Assistant Commissioner for Finance

Sharon Strong

Digitally signed by Sharon Strong
Date: 2025.11.10 13:26:22 -06'00'

Jerold
Fetzer

Digitally signed
by Jerold Fetzer
Date:
2025.11.10
09:59:36 -06'00'



Arkansas
Scholarship Lottery



INSTANT TICKET RELEASES

DFA/Office of the Arkansas Lottery
Instant & Fast Play Games
November 2025

There were no new Instant games that started sales in November 2025.

Sales for the following Fast Play games began November 3, 2025. No ending dates have been determined for these games.

\$1 Holiday Cash

\$1 Candy Cane Cash



Arkansas
Scholarship Lottery



CONTRACTS

**Arkansas Department of Finance and Administration
Office of the Arkansas Lottery
Contracts
November 1 through November 30, 2025**

Contracts over \$25,000:

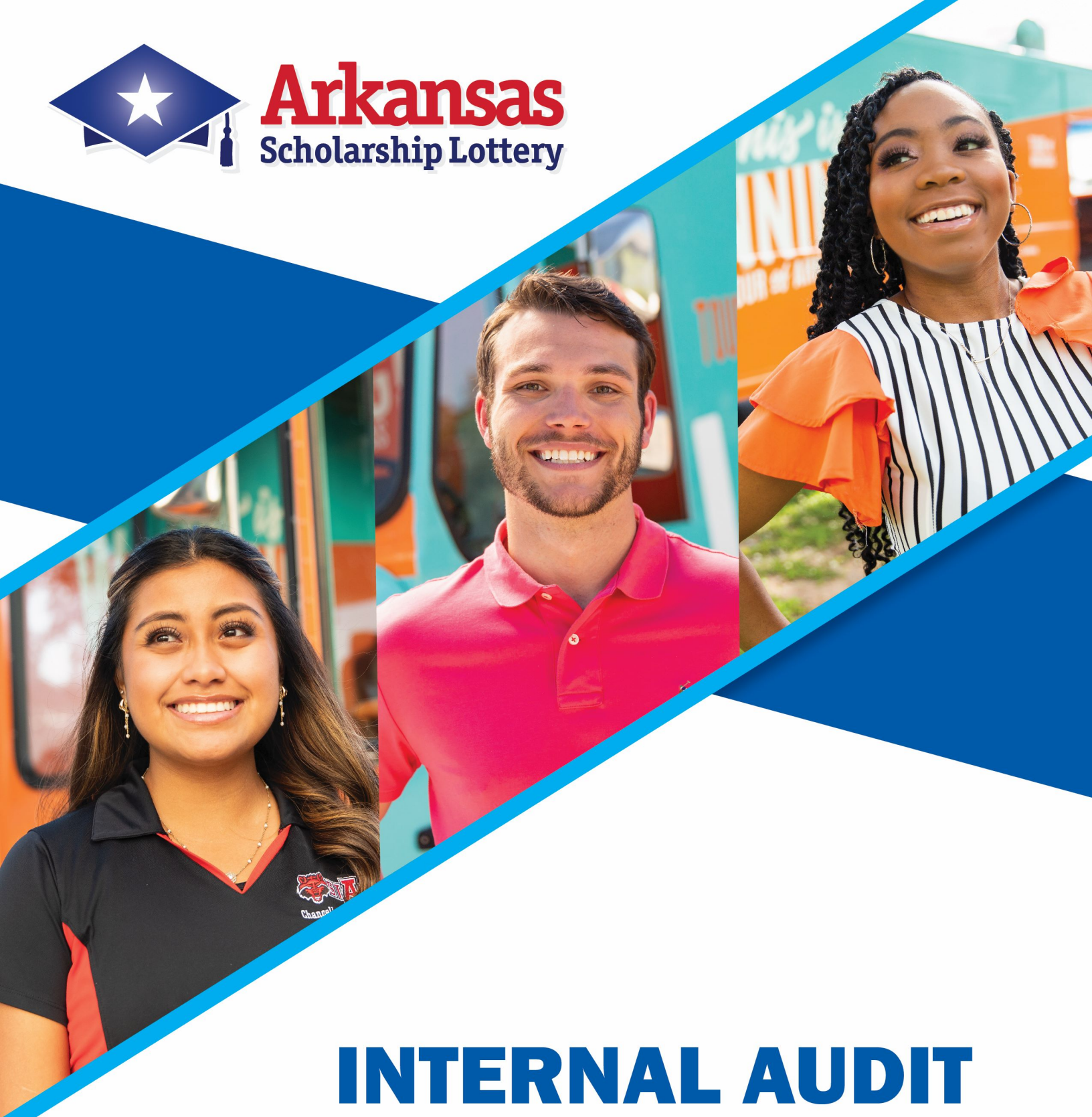
- None

Contracts under \$25,000:

- **DBH Arkansas, LLC d/b/a Arkansas Travelers (Sponsorship Contract) - \$11,000**
- **Little Rock Rangers Soccer Club (Sponsorship Contract) - \$4,000**
- **Louisiana Association on Compulsive Gambling (LACG) (Problem Gambling Helpline Contract) - \$24,000**



Arkansas
Scholarship Lottery



INTERNAL AUDIT REPORTS

**Arkansas Department of Finance and Administration
Office of the Arkansas Lottery
Internal Auditor Reports
November 1 through November 30, 2025**

Office of the Arkansas Lottery had no audit reports issued during the month of November 2025.