



STATE OF ARKANSAS  
**Department of Finance  
and Administration**

**OFFICE OF THE ARKANSAS LOTTERY**

Post Office Box 3238  
Little Rock, Arkansas 72203-3238  
Phone: (501) 683-2000  
Fax: (501) 683-1878  
<http://myarkansaslottery.com>

September 10, 2025

The Honorable Sarah Huckabee Sanders  
Governor of Arkansas  
State Capitol  
Little Rock, AR 72201

RE: Monthly Disclosure Report

Dear Governor Sanders:

On behalf of the Arkansas Department of Finance and Administration and the Office of the Arkansas Lottery, pursuant to A.C.A. § 23-115-206 and 23-115-302, please accept the attached disclosure reports for the month of August 2025. The report contains the following:

1. Net Position
2. Revenues and Expenses
3. Lottery Scholarship Trust Account
4. Unclaimed Prizes Report
5. Retailer Losses
6. Debt Set Off / Taxes Withheld
7. Lottery Sales by County
8. Total Number of Retailers
9. Arkansas Department of Higher Education (ADHE)
10. Instant Ticket Games – Releases
11. Contracts
12. Internal Auditor Reports

Please contact me if you have any questions or need additional information.

Respectfully submitted,

Sharon Strong  
Executive Director

cc: Jim Hudson, Secretary of the Department of Finance and Administration



STATE OF ARKANSAS  
**Department of Finance  
and Administration**

**OFFICE OF THE ARKANSAS LOTTERY**

Post Office Box 3238  
Little Rock, Arkansas 72203-3238  
Phone: (501) 683-2000  
Fax: (501) 683-1878  
<http://myarkansaslottery.com>

September 10, 2025

The Honorable Ricky Hill, Co-Chair  
The Honorable Justin Gonzales, Co-Chair  
Lottery Oversight Subcommittee  
One Capitol Mall, Room R-501  
Little Rock, AR 72201

RE: Monthly Disclosure Report

Dear Senator Hill and Representative Gonzales:

On behalf of the Arkansas Department of Finance and Administration and the Office of the Arkansas Lottery, pursuant to A.C.A. § 23-115-206 and 23-115-302, please accept the attached disclosure reports for the month of August 2025. The report contains the following:

1. Net Position
2. Revenues and Expenses
3. Lottery Scholarship Trust Account
4. Unclaimed Prizes Report
5. Retailer Losses
6. Debt Set Off / Taxes Withheld
7. Lottery Sales by County
8. Total Number of Retailers
9. Arkansas Department of Higher Education (ADHE)
10. Instant Ticket Games – Releases
11. Contracts
12. Internal Auditor Reports

Please contact me if you have any questions or need additional information.

Respectfully submitted,

Sharon Strong  
Executive Director

cc: Jim Hudson, Secretary of the Department of Finance and Administration



**Arkansas**  
Scholarship Lottery



**NET POSITION**

**Arkansas Department of Finance and Administration  
Office of the Arkansas Lottery  
Statement of Net Position  
08/31/2025**

**ASSETS**

<b>Current assets:</b>	
Cash and cash equivalents	\$ 16,720,235.13
Restricted assets:	
Cash and cash equivalents	313,739,352.97
Accounts receivable	17,256,121.53
Inter-Agency Receivables	0.00
Prepaid items	153,002.43
Total current assets	<u>347,868,712.06</u>
<b>Non-current assets:</b>	
Restricted assets:	
Cash and cash equivalents	8,850,806.74
Deposits with Multi-State Lottery Association	1,921,530.36
Net Capital assets	396,084.22
Total non-current assets	<u>11,168,421.32</u>
Total assets	<u>359,037,133.38</u>
<b>Deferred outflows of resources:</b>	
Related to pension	1,876,812.00
Related to OPEB	431,695.74
Total deferred outflows of resources	<u>2,308,507.74</u>
Total assets and deferred outflows of resources	<u>\$ 361,345,641.12</u>

**LIABILITIES**



<b>Current liabilities:</b>	
Accounts payable	\$ 89,905.16
Prizes payable	26,265,801.10
Accrued and other liabilities	2,897,126.78
Due to other funds of the State	870,723.60
Due to Lottery Scholarship Trust Account	311,862,260.96
Lease Obligation	276,514.60
Compensated absences	1,039,135.95
Other post employment benefits liability	101,349.28
Unearned revenue	570,088.67
Total current liabilities	<u>343,972,906.10</u>
<b>Long-Term liabilities:</b>	
Other post employment benefits liability	2,231,119.69
Total pension liability	5,324,162.00
Lease Obligation	13,334.17
Total long-term liabilities	<u>7,568,615.86</u>
Total liabilities	<u>351,541,521.96</u>
<b>Deferred inflows of resources:</b>	
Related to pension	139,020.00
Related to OPEB	1,116,627.94
Total deferred inflows of resources	<u>1,255,647.94</u>
Total liabilities and deferred inflows of resources	<u>352,797,169.90</u>

**NET POSITION**

<b>Net position:</b>	
Net investment in capital assets	106,235.45
Restricted for:	
Act 429 contingency reserve	8,340,019.56
Retailer bond reserve	516,737.18
Deposits with Multi-State Lottery Association	1,921,530.36
Unclaimed prizes reserve	1,877,092.01
Unrestricted (deficit)	<u>(4,213,143.34)</u>
Total net position	<u>8,548,471.22</u>
Total liabilities, deferred inflows of resources and net position	<u>\$ 361,345,641.12</u>



**Arkansas**  
Scholarship Lottery



# REVENUES & EXPENSES

**Arkansas Department of Finance and Administration**  
**Office of the Arkansas Lottery**  
**Statement of Revenues, Expenses and Change in Net Position**  
**For the Two Months Ended August 31, 2025**

	Current month	Year to date
<b>Operating revenues:</b>		
Instant ticket sales	\$ 39,764,625.00	\$ 78,755,485.00
Draw ticket sales	10,906,826.50	18,122,499.50
Retailer application, fidelity, bond and service fees	62,259.91	114,337.74
Other revenue	<u>265.00</u>	<u>265.00</u>
 Total operating revenues	 <u>50,733,976.41</u>	 <u>96,992,587.24</u>
 <b>Operating expenses:</b>		
Instant game prizes	29,822,435.24	57,738,220.99
Draw game prizes	5,822,764.58	10,044,889.63
Retailer commissions	2,872,393.70	5,498,739.28
Gaming contract costs	2,417,669.24	4,931,060.58
Compensation and benefits	458,751.64	1,569,844.31
Marketing, advertising and promotions	465,361.21	987,217.31
General and administrative expenses	97,810.19	193,150.60
Amortization - GASB 87 Leases	22,652.64	45,305.29
Depreciation	<u>2,366.50</u>	<u>4,733.01</u>
 Total operating expenses	 <u>41,982,204.94</u>	 <u>81,013,161.00</u>
 Operating income (1)	 8,751,771.47	 15,979,426.24
 <b>Non-operating revenue:</b>		
Interest income	874,025.98	1,851,303.45
Other income/expense	<u>(390.68)</u>	<u>(812.67)</u>
 Income before transfers	 9,625,406.77	 17,829,917.02
 <b>Transfers to:</b>		
Lottery Scholarship Trust Account	<u>(9,524,902.14)</u>	<u>(16,934,968.97)</u>
 Change in net position	 <u>\$ 100,504.63</u>	 <u>894,948.05</u>
 Total net position - beginning		<u>7,653,523.17</u>
Total net position - ending		<u>\$ 8,548,471.22</u>

1) Includes all GAAP related accounting items including unclaimed prizes.

**Arkansas Department of Finance and Administration**  
**Office of the Arkansas Lottery**  
**Statement of Revenues and Expenses Budget Comparisons**  
**For the Two Months Ended August 31, 2025**

	<b>CM Actual</b>	<b>%</b>	<b>CM Budget</b>	<b>%</b>	<b>CM Variance</b>	<b>YTD Actual</b>	<b>%</b>	<b>YTD Budget</b>	<b>%</b>	<b>YTD Variance</b>
<b>Operating revenues:</b>										
Instant games	\$ 39,764,625.00	78.38	\$ 38,500,000.00	81.94	\$ 1,264,625.00	\$ 78,755,485.00	81.20	\$ 75,500,000.00	81.65	\$ 3,255,485.00
Draw games	10,906,826.50	21.50	8,433,000.00	17.95	2,473,826.50	18,122,499.50	18.68	16,865,000.00	18.24	1,257,499.50
Retailer fees	62,259.91	0.12	53,000.00	0.11	9,259.91	114,337.74	0.12	106,000.00	0.11	8,337.74
Other revenue	265.00	0.00	200.00	0.00	65.00	265.00	0.00	300.00	0.00	(35.00)
				0.00%						
<b>Total operating revenues</b>	<b>50,733,976.41</b>	<b>100.00</b>	<b>46,986,200.00</b>	<b>100.00</b>	<b>3,747,776.41</b>	<b>96,992,587.24</b>	<b>100.00</b>	<b>92,471,300.00</b>	<b>100.00</b>	<b>4,521,287.24</b>
<b>Operating expenses:</b>										
Instant game prizes	29,822,435.24	58.78	27,871,000.00	59.32	1,951,435.24	57,738,220.99	59.53	54,625,000.00	59.07	3,113,220.99
Draw game prizes	5,822,764.58	11.48	4,696,000.00	9.99	1,126,764.58	10,044,889.63	10.36	9,392,000.00	10.16	652,889.63
Retailer commissions	2,872,393.70	5.66	2,652,000.00	5.64	220,393.70	5,498,739.28	5.67	5,219,000.00	5.64	279,739.28
Gaming contract costs	2,417,669.24	4.77	2,382,000.00	5.07	35,669.24	4,931,060.58	5.08	4,688,000.00	5.07	243,060.58
Compensation & benefits	458,751.64	0.90	515,000.00	1.10	(56,248.36)	1,569,844.31	1.62	1,079,000.00	1.17	490,844.31
Marketing, advertising & promotions	465,361.21	0.92	375,000.00	0.80	90,361.21	987,217.31	1.02	963,000.00	1.04	24,217.31
General and administrative expenses	97,810.19	0.19	137,000.00	0.29	(39,189.81)	193,150.60	0.20	273,000.00	0.30	(79,849.40)
Amortization - GASB 87 Leases	22,652.64	0.04	22,650.00	0.05	2.64	45,305.29	0.05	45,300.00	0.05	5.29
Depreciation	2,366.50	0.00	3,350.00	0.01	(983.50)	4,733.01	0.00	6,700.00	0.01	(1,966.99)
<b>Total operating expenses</b>	<b>41,982,204.94</b>	<b>82.75</b>	<b>38,654,000.00</b>	<b>82.27</b>	<b>3,328,204.94</b>	<b>81,013,161.00</b>	<b>83.53</b>	<b>76,291,000.00</b>	<b>82.50</b>	<b>4,722,161.00</b>
<b>Operating income</b>	<b>8,751,771.47</b>	<b>17.25</b>	<b>8,332,200.00</b>	<b>17.73</b>	<b>419,571.47</b>	<b>15,979,426.24</b>	<b>16.47</b>	<b>16,180,300.00</b>	<b>17.50</b>	<b>(200,873.76)</b>
<b>Non-operating revenue:</b>										
Interest income	874,025.98	1.72	950,000.00	2.02	(75,974.02)	1,851,303.45	1.91	1,880,000.00	2.03	(28,696.55)
Interest expense	(390.68)	(0.00)	(400.00)	(0.00)	9.32	(812.67)	(0.00)	(800.00)	(0.00)	(12.67)
<b>Income before transfers</b>	<b>\$ 9,625,406.77</b>	<b>18.97</b>	<b>\$ 9,281,800.00</b>	<b>19.75</b>	<b>\$ 343,606.77</b>	<b>\$ 17,829,917.02</b>	<b>18.38</b>	<b>\$ 18,059,500.00</b>	<b>19.53</b>	<b>\$ (229,582.98)</b>

UNAUDITED PRELIMINARY DRAFT

**Arkansas Department of Finance and Administration**  
**Office of the Arkansas Lottery**  
**Statement of Revenues and Expenses - GAAP**  
**For the two Month Ended August 31, 2025 Compared to August 31, 2024**

	Current Month August 31, 2025	% Sales	Current Month August 31, 2024	% Sales	Variance	Year to Date August 31, 2025	% Sales	Year to Date August 31, 2024	% Sales	Variance
<b>Operating revenues:</b>										
Instant ticket sales	\$ 39,764,625.00	78.4%	\$ 39,809,318.00	78.9%	\$ (44,693.00)	\$ 78,755,485.00	81.2%	\$ 80,211,981.00	80.2%	\$ (1,456,496.00)
Draw ticket sales	10,906,826.50	21.5%	10,572,830.50	21.0%	333,996.00	18,122,499.50	18.7%	19,756,300.00	19.7%	(1,633,800.50)
Retailer fees	62,259.91	0.1%	50,983.39	0.1%	11,276.52	114,337.74	0.1%	102,603.86	0.1%	11,733.88
Other revenue	265.00	0.0%	3,718.02	0.0%	(3,453.02)	265.00	0.0%	1,320.89	0.0%	(1,055.89)
<b>Total operating revenues</b>	<b>50,733,976.41</b>	<b>100.0%</b>	<b>50,436,849.91</b>	<b>100.0%</b>	<b>297,126.50</b>	<b>96,992,587.24</b>	<b>100.0%</b>	<b>100,072,205.75</b>	<b>100.0%</b>	<b>(3,079,618.51)</b>
<b>Operating expenses:</b>										
Instant game prizes	29,822,435.24	58.8%	28,541,170.17	56.6%	1,281,265.07	57,738,220.99	59.5%	58,635,425.60	58.6%	(897,204.61)
Draw game prizes	5,822,764.58	11.5%	6,008,477.49	11.9%	(185,712.91)	10,044,889.63	10.4%	10,842,711.65	10.8%	(797,822.02)
Retailer commissions	2,872,393.70	5.7%	2,839,031.48	5.6%	33,362.22	5,498,739.28	5.7%	5,654,450.83	5.7%	(155,711.55)
Gaming contract costs	2,417,669.24	4.8%	2,469,010.21	4.9%	(51,340.97)	4,931,060.58	5.1%	5,016,634.71	5.0%	(85,574.13)
Compensation and benefits	458,751.64	0.9%	508,890.71	1.0%	(50,139.07)	1,569,844.31	1.6%	1,006,211.59	1.0%	563,632.72
Marketing, advertising and promotions	465,361.21	0.9%	328,137.11	0.7%	137,224.10	987,217.31	1.0%	841,672.79	0.8%	145,544.52
General and administrative expenses	97,810.19	0.2%	178,248.54	0.4%	(80,438.35)	193,150.80	0.2%	321,792.14	0.3%	(128,641.54)
Amortization - GASB 87 Leases	22,652.64	0.0%	22,652.65	0.0%	(0.01)	45,305.29	0.0%	45,305.29	0.0%	-
Depreciation	2,366.50	0.0%	31,553.57	0.1%	(29,187.07)	4,733.01	0.0%	63,108.02	0.1%	(58,375.01)
<b>Total operating expenses</b>	<b>41,982,204.94</b>	<b>82.7%</b>	<b>40,927,171.93</b>	<b>81.1%</b>	<b>1,055,033.01</b>	<b>81,013,161.00</b>	<b>83.5%</b>	<b>82,427,312.62</b>	<b>82.4%</b>	<b>(1,414,151.62)</b>
Operating income	8,751,771.47	17.3%	9,509,677.98	18.9%	(757,906.51)	15,979,426.24	16.5%	17,644,893.13	17.6%	(1,665,466.89)
<b>Nonoperating revenue:</b>										
Interest income	874,025.98	1.7%	1,251,018.38	2.5%	(376,992.40)	1,851,303.45	1.9%	2,512,434.00	2.5%	(661,130.55)
Other Non Operating Income	(390.68)	-0.1%	(763.81)	-0.2%	373.13	(812.67)	-0.1%	(1,558.45)	-0.2%	745.78
Income before transfers	\$ 9,625,406.77	19.0%	\$ 10,759,932.55	21.3%	\$ (1,134,525.78)	\$ 17,829,917.02	18.4%	\$ 20,155,768.68	20.1%	\$ (2,325,851.66)
<b>Net Proceeds (1)</b>	<b>\$ 9,524,902.14</b>		<b>\$ 9,246,902.78</b>		<b>\$ 277,999.36</b>	<b>\$ 16,934,968.97</b>		<b>\$ 17,629,092.78</b>		<b>\$ (694,123.81)</b>

1) Reflects adjustment of sales and prizes expense to a modified cash basis

Unaudited Preliminary Draft

**Arkansas Department of Finance and Administration  
Office of the Arkansas Lottery  
Net Proceeds Computation to Transfer to Lottery Scholarship Trust  
Modified Cash Basis  
For the Two Month Ended August 31, 2025**

	Year to date
<b>Operating revenues:</b>	
Instant ticket (Settlements)	\$ 78,755,485.00
Draw ticket sales	18,122,499.50
Retailer application, fidelity and service fees	114,337.74
Other revenue	265.00
	96,992,587.24
<b>Total operating revenues</b>	<b>96,992,587.24</b>
<b>Operating expenses:</b>	
Instant game prizes (Settlements)	57,738,220.99
Draw game prizes	10,044,889.63
Retailer commissions	5,498,739.28
Gaming contract costs	4,931,060.58
Compensation and benefits	1,569,844.31
Marketing, advertising and promotions	987,217.31
General and administrative expenses	193,150.60
Amortization - GASB 87 Leases	45,305.29
Depreciation expense	4,733.01
	81,013,161.00
<b>Total operating expenses</b>	<b>81,013,161.00</b>
<b>Change in net proceeds from operations</b>	<b>15,979,426.24</b>
<b>Non-operating revenue:</b>	
Interest income	1,851,303.45
Other non-operating income	(812.67)
EDUCATION TRUST FUNDING-Current Year	(7,410,066.83)
Less Act 1180 Unclaimed Prizes	(877,092.01)
Less current year Bond Reserve Fees	(16,737.18) restricted reserves
Add Bond Funds in excess of \$500,000	0.00 see 23-115-603(a)(5)
Add back Write Off Retailer Bad Debt	
Less current year MUSL Reserves	(1,118.86) see 23-115-103(17) and (19)(A)&(B)
Add OPEB expense in Comp and Benefits	0.00
	0.00
<b>NET PROCEEDS EARNED-Current Month</b>	<b>\$ 9,524,902.14</b>
<b>-Year to Date</b>	<b>\$ 16,934,968.97</b>

	Transfer	Interest	Total
<b>Lottery Scholarship Trust Account</b>	<b>\$ 283,322,812.85</b>	<b>\$ 28,539,448.11</b>	<b>\$ 311,862,260.96</b>
January 2024 funding 2/15/24	\$ 9,688,101.19	\$ 1,043,247.95	\$ 10,731,349.14
Transfer to ADHE for FY 2024 Academic Scholarship Funding 2/28/23	\$ (30,000,000.00)		\$ (30,000,000.00)
February 2024 funding 3/15/24	\$ 6,092,946.95	\$ 940,220.39	\$ 7,033,167.34
Transfer to ADHE for FY 2024 Concurrent Scholarship Funding 3/15/24	\$ (2,500,000.00)		\$ (2,500,000.00)
March 2024 funding 4/15/24	\$ 11,472,242.22	\$ 870,311.23	\$ 12,342,553.45
April 2024 funding 5/15/24	\$ 10,739,878.17	\$ 997,871.23	\$ 11,737,749.40
May 2024 funding 6/15/24	\$ 8,566,636.78	\$ 1,010,742.05	\$ 9,577,378.83
June 2024 funding 7/15/24	\$ 18,930,681.29	\$ 948,333.90	\$ 19,879,015.19
Transfer to ADHE for FY 2025 Concurrent Scholarship Funding 7/26/24	\$ (4,000,000.00)		\$ (4,000,000.00)
Transfer to ADHE for FY 2025 Workforce Scholarship Funding 7/26/24	\$ (1,000,000.00)		\$ (1,000,000.00)
July 2024 funding 8/15/24	\$ 7,206,608.40	\$ 1,175,581.60	\$ 8,382,190.00
Aug 14, 2024 ADHE Refund of FY 24 unused Scholarship Money	\$ 4,753,294.29		\$ 4,753,294.29
August 2024 funding 9/15/24	\$ 8,142,984.91	\$ 1,103,917.87	\$ 9,246,902.78
September 2024 funding 10/15/24	\$ 5,543,212.40	\$ 1,122,821.80	\$ 6,666,034.20
Transfer to ADHE for FY 2025 Academic Scholarship Funding 10/10/24	\$ (30,000,000.00)		\$ (30,000,000.00)
June 24 adjustment to funding 11/15/24	\$ 224,770.00		\$ 224,770.00
October 2024 funding 11/15/24	\$ 5,330,304.17	\$ 998,667.80	\$ 6,328,971.97
Transfer to ADHE for FY 2025 Academic Scholarship Funding 11/14/24	\$ (10,000,000.00)		\$ (10,000,000.00)
November 2024 funding 12/15/24	\$ 8,074,413.62	\$ 860,962.82	\$ 8,935,376.44
December 2024 Funding 1/15/25	\$ 9,140,823.76	\$ 918,666.93	\$ 10,059,490.69
January 2025 funding 2/15/24	\$ 9,278,155.26	\$ 878,744.34	\$ 10,156,899.60
Transfer to ADHE for FY 2025 Academic Scholarship Funding 2/26/25	\$ (35,000,000.00)		\$ (35,000,000.00)
Transfer to ADHE for FY 2025 Workforce Scholarship Funding 2/26/25	\$ (500,000.00)		\$ (500,000.00)
February 2025 Funding 3/15/25	\$ 6,025,156.32	\$ 810,839.87	\$ 6,835,996.19
March 2025 Funding 4/15/25	\$ 9,125,203.91	\$ 832,339.13	\$ 9,957,543.04
Transfer to ADHE for FY 2025 Academic Scholarship Funding 4/23/25	\$ (6,000,000.00)		\$ (6,000,000.00)
April 2025 Funding 5/15/25	\$ 4,871,569.12	\$ 826,212.75	\$ 5,697,781.87
Transfer to ADHE for FY 2025 Workforce Scholarship Funding 5/21/25	\$ (1,500,000.00)		\$ (1,500,000.00)
May 2025 Funding 6/15/25	\$ 8,121,302.03	\$ 830,885.00	\$ 8,952,187.03
June 2025 Funding 7/15/25	\$ 19,230,917.32	\$ 876,784.35	\$ 20,107,701.67
Transfer to ADHE for FY 2025 Workforce Scholarship Funding 7/18/25	\$ (40,000,000.00)		\$ (40,000,000.00)
Transfer to ADHE for FY 2025 Workforce Scholarship Funding 7/18/25	\$ (5,000,000.00)		\$ (5,000,000.00)
Transfer to ADHE for FY 2025 Workforce Scholarship Funding 7/18/25	\$ (3,000,000.00)		\$ (3,000,000.00)
July 2025 Funding 8/15/25	\$ 6,551,198.23	\$ 858,868.60	\$ 7,410,066.83
Aug 11, 2025 - FY25 refund from ADHE	\$ 2,031,904.10		\$ 2,031,904.10
August 2025 Funding 9/15/25	\$ 8,751,851.59	\$ 773,050.55	\$ 9,524,902.14



**Arkansas Department of Finance and Administration  
Office of the Arkansas Lottery  
Net Proceeds Analysis**

<b>Month</b>	<b>2026 Net Proceeds</b>	<b>2026 Unclaimed Prizes</b>	<b>Total Net Proceeds</b>	<b>2026 Budget</b>	<b>Over/Under Budget</b>	<b>Cumulative Balance</b>
July, 2025	\$ 7,410,066.83	\$ 784,989.01	\$ 8,195,055.84	\$ 8,777,700.00	\$ (582,644.16)	\$ (582,644.16)
August, 2025	9,524,902.14	92,103.00	9,617,005.14	9,281,800.00	335,205.14	(247,439.02)
September, 2025			-		-	
October, 2025			-		-	
November, 2025			-		-	
December, 2025			-		-	
January, 2026			-		-	
February, 2026			-		-	
March, 2026			-		-	
April, 2026			-		-	
May, 2026			-		-	
June, 2026			-		-	
Sub Total	<u>\$ 16,934,968.97</u>	<u>\$ 877,092.01</u>	<u>\$ 17,812,060.98</u>	<u>\$ 18,059,500.00</u>		
Reserve GPW						
Total	<u><u>\$ 16,934,968.97</u></u>	<u><u>\$ 877,092.01</u></u>	<u><u>\$ 17,812,060.98</u></u>	<u><u>\$ 18,059,500.00</u></u>		<u><u>\$ (247,439.02)</u></u>

UNAUDITED PRELIMINARY DRAFT



**Arkansas**  
Scholarship Lottery



**LOTTERY  
SCHOLARSHIP  
TRUST ACCOUNT**



**Arkansas Department of Finance and Administration  
Office of the Arkansas Lottery  
Lottery Scholarship Trust Account**

		<b>Fiscal Year June 30,2024</b>	<b>Fiscal Year June 30,2025</b>	<b>Fiscal Year June 30,2026</b>
<b>Beginning Balance</b>		\$ 249,160,965	\$ 317,568,312	\$ 342,927,291
<b>Net Proceeds</b>		129,404,053	111,327,075	16,934,969 (1)
<b>Transfers to ADHE:</b>	<b>FY24</b>	<b>FY25</b>	<b>FY26</b>	
Academic Challenge Scholarships - Fall	9/28/23	10/10/24	7/18/25	(30,000,000)
- Fall Add'l		11/24/24		(10,000,000)
- Spring	2/28/24	2/26/25		(35,000,000)
- Spring Add'l		4/23/25		(6,000,000)
Access to Acceleration Scholarships - Fall	7/14/23	7/26/24	7/18/25	(2,500,000)
- Spring	3/15/24			(2,500,000)
Workforce Scholarships - Fall	9/28/23	7/26/24	7/18/25	(750,000)
- Spring		2/26/25		(500,000)
- Spring Add'l		5/21/25		(1,500,000)
				(65,750,000)
<b>Refund of Unused Scholarship Proceeds Requested:</b>	<b>FY24</b>	<b>FY25</b>		
	8/14/2024	8/11/2025	4,753,294	2,031,904
<b>Ending Balance</b>		\$ 317,568,312	\$ 342,927,291	\$ 311,862,261

Note 1 - Does not include Unclaimed Prizes



**Arkansas**  
Scholarship Lottery





# **UNCLAIMED PRIZES REPORT**

**Arkansas Department of Finance and Administration**  
**Office of the Arkansas Lottery**  
**Unclaimed Prizes**  
**August 31, 2025**

	Monthly	Year to Date
Reserve Balance July 1, 2025		1,000,000.00
Unclaimed lottery prize money:	92,103.00	877,092.01
Expenditures from unclaimed lottery prize money:	-	
Reserved for future prizes, promotions or reserves:	92,103.00	877,092.01
Less Deposits to net lottery proceeds from unclaimed		-
Reserve Balance August 31, 2025		1,877,092.01



**Arkansas**  
Scholarship Lottery



**RETAILER LOSSES**




**RETAILER LOSSES**  
(August 2025)

<b>Retailer</b>	<b>Loss</b>
None	\$0.00
<b>Total Retailers = 2,041 (a/o 08/31/2025)</b>	<b>Total Loss = \$0.00</b>

*This is*  
**WINNING!**



**Arkansas**  
Scholarship Lottery



**DEBT SET-OFF  
AND  
WITHHOLDINGS**



**Department of Finance & Administration  
Office of the Arkansas Lottery  
Debt Set-off/Collections  
And Retailer Losses  
(August 2025)**

<b>Arkansas Debt Set-Off</b>	<b>Aug-25</b>	<b>Total Since Inception</b>
Department of Finance and Administration	\$ 0	\$ 1,992,875
Office of Child Support Enforcement	\$ 5,757	\$ 792,106
<b>Total Debt Set-Off</b>	<b>\$ 5,757</b>	<b>\$ 2,784,981</b>

<b>Income Taxes Withheld</b>	<b>Aug-25</b>	<b>Total Since Inception</b>
Federal	\$ 531,601	\$ 149,251,548
State	\$ 85,898	\$ 38,787,403
<b>Total Income Taxes Withheld</b>	<b>\$ 617,499</b>	<b>\$ 188,038,951</b>

As of 08/31/2025

Retailer losses \$0

*This is*  
**WINNING!**



**Arkansas**  
Scholarship Lottery



# LOTTERY SALES BY COUNTY

ARKANSAS DEPARTMENT OF FINANCE AND ADMINISTRATION

OFFICE OF THE ARKANSAS LOTTERY

RETAIL SALES BY COUNTY

August 1 through August 31, 2025



COUNTY	CASH 3	CASH 4	FAST PLAY	INSTANT SETTLEMENTS	LOTTO	LUCKY FOR LIFE	MEGA MILLIONS	NATURAL STATE STATE	POWERBALL	TOTAL
ARKANSAS	\$11,947.00	\$7,754.00	\$11,157.00	\$401,088.00	\$3,274.00	\$4,518.00	\$10,920.00	\$3,576.00	\$29,221.00	\$483,455.00
ASHLEY	\$13,838.50	\$12,529.00	\$5,109.00	\$148,621.00	\$1,582.00	\$1,680.00	\$4,345.00	\$1,258.00	\$14,750.00	\$203,712.50
BAXTER	\$2,802.50	\$1,279.00	\$11,653.00	\$537,583.00	\$7,866.00	\$10,876.00	\$20,370.00	\$9,820.00	\$79,840.00	\$682,089.50
BENTON	\$7,938.50	\$2,415.00	\$16,425.00	\$1,537,624.00	\$31,660.00	\$26,836.00	\$102,475.00	\$24,731.00	\$408,337.00	\$2,158,441.50
BOONE	\$502.50	\$950.50	\$12,156.00	\$392,350.00	\$3,608.00	\$3,056.00	\$14,540.00	\$4,488.00	\$50,836.00	\$482,487.00
BRADLEY	\$4,016.00	\$3,513.00	\$2,490.00	\$222,201.00	\$1,276.00	\$1,354.00	\$3,720.00	\$1,258.00	\$9,697.00	\$249,525.00
CALHOUN	\$3,607.50	\$512.50	\$2,482.00	\$104,900.00	\$666.00	\$476.00	\$1,000.00	\$465.00	\$4,489.00	\$118,598.00
CARROLL	\$1,370.00	\$315.00	\$18,714.00	\$283,124.00	\$2,826.00	\$2,484.00	\$9,655.00	\$2,707.00	\$39,355.00	\$360,550.00
CHICOT	\$8,076.50	\$2,312.00	\$6,990.00	\$188,616.00	\$2,150.00	\$2,838.00	\$6,685.00	\$2,413.00	\$22,540.00	\$242,620.50
CLARK	\$3,911.00	\$1,736.00	\$8,443.00	\$410,096.00	\$3,448.00	\$3,230.00	\$10,160.00	\$3,591.00	\$27,354.00	\$471,969.00
CLAY	\$1,598.00	\$50.00	\$5,056.00	\$124,707.00	\$1,106.00	\$1,674.00	\$3,005.00	\$818.00	\$10,764.00	\$148,778.00
CLEBURNE	\$4,572.00	\$1,723.00	\$14,866.00	\$288,480.00	\$7,018.00	\$4,642.00	\$14,160.00	\$7,132.00	\$44,825.00	\$387,418.00
CLEVELAND	\$928.00	\$284.50	\$1,905.00	\$60,021.00	\$400.00	\$772.00	\$1,250.00	\$468.00	\$3,998.00	\$70,026.50
COLUMBIA	\$15,477.00	\$7,842.00	\$8,020.00	\$393,716.00	\$2,462.00	\$3,658.00	\$5,520.00	\$2,639.00	\$24,437.00	\$463,771.00
CONWAY	\$13,606.00	\$3,595.50	\$9,913.00	\$490,374.00	\$7,760.00	\$5,268.00	\$11,010.00	\$7,363.00	\$36,694.00	\$585,583.50
CRAIGHEAD	\$33,952.50	\$11,421.00	\$29,049.00	\$1,721,172.00	\$16,002.00	\$12,980.00	\$41,005.00	\$16,166.00	\$143,539.00	\$2,025,286.50
CRAWFORD	\$3,754.00	\$1,703.50	\$12,443.00	\$428,365.00	\$8,044.00	\$6,128.00	\$19,440.00	\$8,488.00	\$73,844.00	\$562,209.50
CRITTENDEN	\$69,645.00	\$28,485.50	\$17,782.00	\$804,150.00	\$6,230.00	\$10,642.00	\$31,245.00	\$10,468.00	\$115,885.00	\$1,094,532.50
CROSS	\$4,499.50	\$3,591.00	\$5,098.00	\$324,177.00	\$1,872.00	\$1,550.00	\$4,915.00	\$1,823.00	\$21,320.00	\$368,845.50
DALLAS	\$3,077.50	\$1,326.00	\$2,206.00	\$179,907.00	\$1,464.00	\$1,044.00	\$2,660.00	\$967.00	\$10,949.00	\$203,600.50
DESHA	\$5,162.50	\$3,703.50	\$4,370.00	\$254,862.00	\$2,024.00	\$1,378.00	\$5,225.00	\$1,899.00	\$16,128.00	\$294,752.00
DREW	\$4,449.00	\$4,668.00	\$5,475.00	\$407,239.00	\$3,504.00	\$4,474.00	\$9,125.00	\$3,387.00	\$24,995.00	\$467,316.00
FAULKNER	\$11,492.50	\$6,074.00	\$37,394.00	\$1,490,311.00	\$23,038.00	\$17,088.00	\$45,710.00	\$19,858.00	\$144,714.00	\$1,795,679.50
FRANKLIN	\$798.00	\$85.50	\$8,905.00	\$251,739.00	\$3,776.00	\$2,024.00	\$7,850.00	\$2,765.00	\$31,417.00	\$309,359.50
FULTON	\$444.00	\$587.00	\$5,384.00	\$52,842.00	\$822.00	\$690.00	\$1,580.00	\$825.00	\$7,687.00	\$70,861.00
GARLAND	\$15,423.50	\$8,854.50	\$38,335.00	\$1,305,761.00	\$24,964.00	\$20,134.00	\$57,530.00	\$37,316.00	\$203,430.00	\$1,711,748.00
GRANT	\$1,881.00	\$1,635.00	\$4,334.00	\$207,552.00	\$3,036.00	\$2,684.00	\$7,130.00	\$2,868.00	\$19,207.00	\$250,327.00
GREENE	\$1,701.50	\$481.00	\$17,902.00	\$718,071.00	\$5,384.00	\$4,782.00	\$14,650.00	\$5,144.00	\$51,117.00	\$819,232.50
HEMPSTEAD	\$75,340.00	\$32,418.00	\$8,170.00	\$374,893.00	\$1,982.00	\$3,702.00	\$7,465.00	\$2,301.00	\$23,121.00	\$529,392.00
HOT SPRING	\$3,791.00	\$972.50	\$12,198.00	\$411,674.00	\$4,560.00	\$4,706.00	\$11,700.00	\$4,067.00	\$34,679.00	\$488,347.50
HOWARD	\$56,664.50	\$16,965.50	\$3,778.00	\$228,349.00	\$1,650.00	\$2,080.00	\$5,275.00	\$1,449.00	\$15,051.00	\$331,262.00
INDEPENDENCE	\$2,113.00	\$849.00	\$29,872.00	\$590,771.00	\$4,338.00	\$4,452.00	\$14,715.00	\$4,243.00	\$44,653.00	\$696,006.00
IZARD	\$248.50	\$20.00	\$8,353.00	\$92,892.00	\$1,450.00	\$932.00	\$4,085.00	\$1,457.00	\$11,183.00	\$120,620.50
JACKSON	\$18,237.00	\$10,951.00	\$10,049.00	\$285,869.00	\$2,502.00	\$2,250.00	\$6,200.00	\$2,489.00	\$19,970.00	\$358,517.00
JEFFERSON	\$57,800.00	\$47,549.00	\$70,377.00	\$1,459,465.00	\$17,180.00	\$19,586.00	\$32,645.00	\$18,471.00	\$97,035.00	\$1,820,108.00
JOHNSON	\$656.00	\$739.00	\$2,715.00	\$279,751.00	\$3,810.00	\$3,020.00	\$8,790.00	\$3,319.00	\$28,747.00	\$331,547.00
LAFAYETTE	\$10,131.00	\$4,015.50	\$1,813.00	\$96,000.00	\$608.00	\$1,344.00	\$3,625.00	\$519.00	\$8,395.00	\$126,450.50
LAWRENCE	\$408.00	\$89.50	\$10,924.00	\$291,133.00	\$2,026.00	\$2,038.00	\$5,600.00	\$2,251.00	\$22,960.00	\$337,429.50
LEE	\$4,010.50	\$12,949.50	\$2,354.00	\$73,438.00	\$420.00	\$414.00	\$2,485.00	\$459.00	\$6,990.00	\$103,520.00
LINCOLN	\$961.50	\$574.00	\$2,381.00	\$94,893.00	\$1,430.00	\$1,312.00	\$2,560.00	\$1,376.00	\$7,374.00	\$112,861.50
LITTLE RIVER	\$8,214.00	\$5,863.50	\$2,713.00	\$141,037.00	\$1,008.00	\$1,372.00	\$3,965.00	\$1,172.00	\$15,404.00	\$180,748.50
LOGAN	\$180.50	\$31.00	\$14,454.00	\$266,163.00	\$4,202.00	\$1,818.00	\$5,900.00	\$2,760.00	\$25,014.00	\$320,522.50

**ARKANSAS DEPARTMENT OF FINANCE AND ADMINISTRATION**

**OFFICE OF THE ARKANSAS LOTTERY**

**RETAIL SALES BY COUNTY**

**August 1 through August 31, 2025**

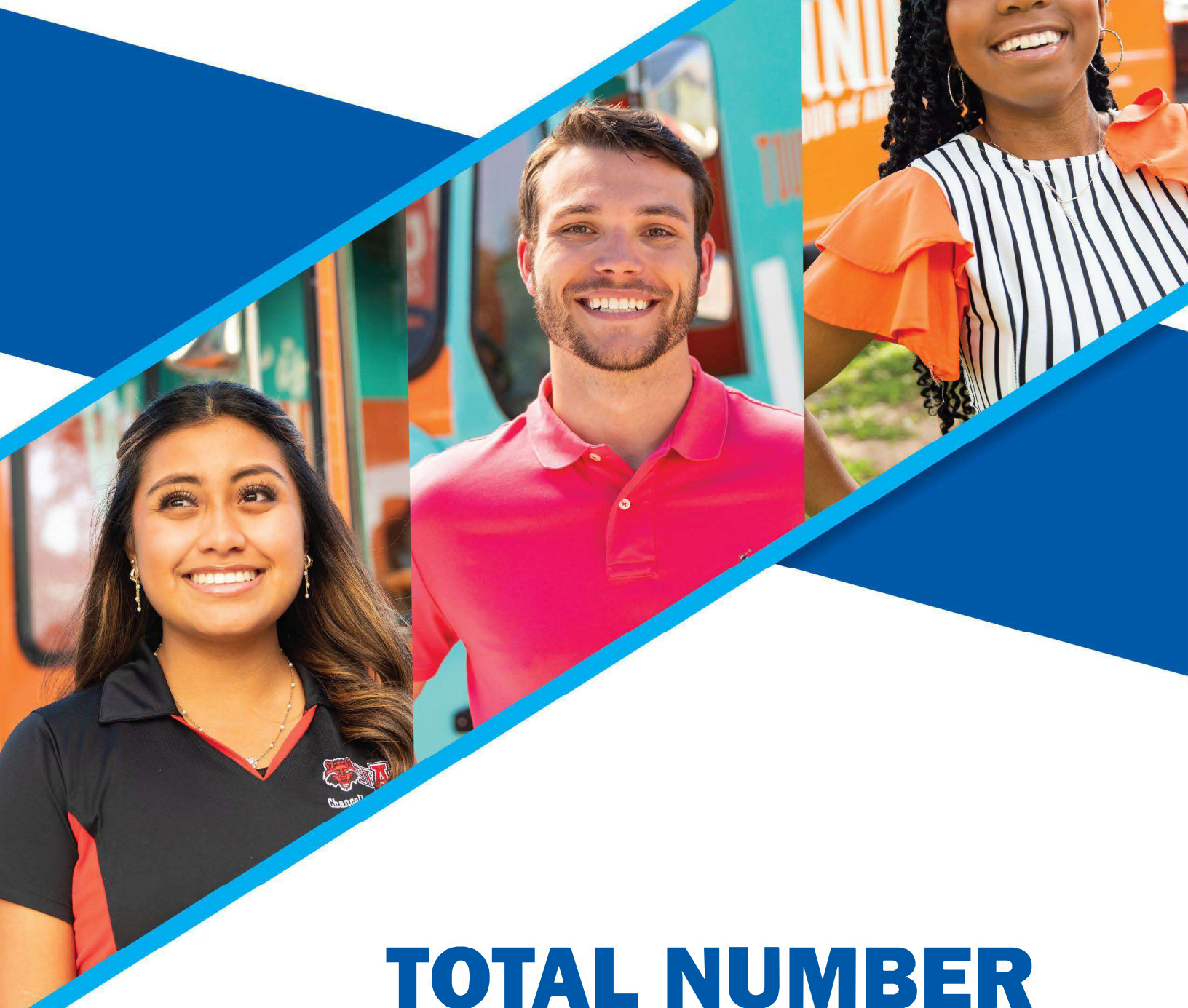


COUNTY	CASH 3	CASH 4	FAST PLAY	INSTANT SETTLEMENTS	LOTTO	LUCKY FOR LIFE	MEGA MILLIONS	NATURAL STATE STATE	POWERBALL	TOTAL
LONOKE	\$18,786.50	\$12,199.50	\$29,521.00	\$1,072,849.00	\$17,802.00	\$11,494.00	\$34,180.00	\$18,130.00	\$113,416.00	\$1,328,378.00
MADISON	\$40.50	\$19.50	\$1,657.00	\$97,309.00	\$1,708.00	\$1,904.00	\$5,725.00	\$1,493.00	\$22,783.00	\$132,639.00
MARION	\$2,312.00	\$2,880.50	\$5,499.00	\$208,143.00	\$2,076.00	\$2,880.00	\$6,515.00	\$3,444.00	\$20,441.00	\$254,190.50
MILLER	\$33,045.00	\$16,066.50	\$16,691.00	\$521,026.00	\$4,494.00	\$8,374.00	\$15,110.00	\$5,642.00	\$48,265.00	\$668,713.50
MISSISSIPPI	\$51,633.50	\$21,388.00	\$13,373.00	\$687,438.00	\$3,904.00	\$3,886.00	\$15,905.00	\$4,208.00	\$51,379.00	\$853,114.50
MONROE	\$15,422.50	\$8,637.00	\$5,173.00	\$185,402.00	\$1,514.00	\$1,734.00	\$4,905.00	\$2,530.00	\$16,313.00	\$241,630.50
MONTGOMERY	\$28.00	\$0.00	\$3,055.00	\$38,637.00	\$894.00	\$630.00	\$2,835.00	\$749.00	\$8,633.00	\$55,461.00
NEVADA	\$4,080.50	\$2,812.50	\$1,819.00	\$166,900.00	\$1,030.00	\$944.00	\$3,330.00	\$1,005.00	\$12,598.00	\$194,519.00
NEWTON	\$12.00	\$21.00	\$1,997.00	\$51,227.00	\$604.00	\$970.00	\$1,920.00	\$901.00	\$6,470.00	\$64,122.00
OUACHITA	\$18,548.50	\$13,422.00	\$15,900.00	\$705,494.00	\$5,294.00	\$7,608.00	\$10,055.00	\$5,010.00	\$31,477.00	\$812,808.50
PERRY	\$1,178.50	\$772.50	\$4,455.00	\$113,262.00	\$2,126.00	\$1,518.00	\$4,130.00	\$1,982.00	\$11,235.00	\$140,659.00
PHILLIPS	\$16,943.50	\$6,862.50	\$6,376.00	\$189,695.00	\$1,526.00	\$2,588.00	\$7,825.00	\$3,058.00	\$22,733.00	\$257,607.00
PIKE	\$163.50	\$224.00	\$3,260.00	\$112,606.00	\$2,548.00	\$1,916.00	\$4,805.00	\$2,246.00	\$14,251.00	\$142,019.50
POINSETT	\$5,273.50	\$1,722.50	\$10,897.00	\$476,548.00	\$2,748.00	\$2,416.00	\$8,010.00	\$2,638.00	\$30,712.00	\$540,965.00
POLK	\$1,146.00	\$628.00	\$12,854.00	\$184,060.00	\$3,082.00	\$2,066.00	\$7,030.00	\$4,076.00	\$21,647.00	\$236,589.00
POPE	\$3,862.50	\$1,492.50	\$32,519.00	\$966,143.00	\$11,952.00	\$9,020.00	\$31,215.00	\$11,855.00	\$98,043.00	\$1,166,102.00
PRAIRIE	\$1,382.00	\$1,161.00	\$3,002.00	\$102,434.00	\$1,176.00	\$860.00	\$3,380.00	\$844.00	\$9,408.00	\$123,647.00
PULASKI	\$220,089.00	\$142,022.50	\$203,862.00	\$7,299,518.00	\$221,370.00	\$268,288.00	\$388,495.00	\$227,599.00	\$1,466,706.00	\$10,437,949.50
RANDOLPH	\$343.00	\$146.50	\$6,980.00	\$199,466.00	\$3,224.00	\$2,744.00	\$6,705.00	\$2,554.00	\$20,331.00	\$242,493.50
SAINT FRANCIS	\$31,775.00	\$12,585.50	\$6,451.00	\$372,141.00	\$2,392.00	\$3,714.00	\$9,360.00	\$3,533.00	\$34,127.00	\$476,078.50
SALINE	\$36,932.50	\$12,367.50	\$46,583.00	\$1,241,151.00	\$22,798.00	\$18,740.00	\$47,605.00	\$22,238.00	\$149,774.00	\$1,598,189.00
SCOTT	\$89.00	\$45.00	\$1,077.00	\$98,936.00	\$1,356.00	\$794.00	\$3,925.00	\$1,122.00	\$20,074.00	\$127,418.00
SEARCY	\$17.00	\$110.50	\$2,788.00	\$78,012.00	\$1,400.00	\$776.00	\$3,060.00	\$709.00	\$9,282.00	\$96,154.50
SEBASTIAN	\$17,007.00	\$5,582.50	\$20,254.00	\$830,613.00	\$20,670.00	\$17,674.00	\$51,590.00	\$23,018.00	\$203,067.00	\$1,189,475.50
SEVIER	\$7,233.00	\$380.00	\$1,658.00	\$197,726.00	\$1,976.00	\$1,846.00	\$5,220.00	\$1,929.00	\$17,670.00	\$235,638.00
SHARP	\$1,323.00	\$499.50	\$14,353.00	\$399,433.00	\$4,260.00	\$3,366.00	\$12,140.00	\$6,315.00	\$41,125.00	\$482,814.50
STONE	\$1,642.00	\$2,815.00	\$2,965.00	\$100,978.00	\$1,768.00	\$1,788.00	\$3,805.00	\$1,845.00	\$12,822.00	\$130,428.00
UNION	\$80,178.00	\$35,922.50	\$25,585.00	\$809,205.00	\$5,030.00	\$6,548.00	\$15,830.00	\$5,919.00	\$50,428.00	\$1,034,645.50
VAN BUREN	\$1,059.00	\$1,099.50	\$9,091.00	\$245,633.00	\$3,572.00	\$2,870.00	\$9,145.00	\$4,219.00	\$28,832.00	\$305,520.50
WASHINGTON	\$23,392.50	\$11,872.50	\$25,020.00	\$1,708,402.00	\$34,446.00	\$27,012.00	\$88,115.00	\$26,699.00	\$331,725.00	\$2,276,684.00
WHITE	\$16,372.50	\$6,487.00	\$46,165.00	\$926,336.00	\$12,030.00	\$9,112.00	\$28,970.00	\$12,072.00	\$93,700.00	\$1,151,244.50
WOODRUFF	\$1,282.50	\$992.00	\$7,676.00	\$166,654.00	\$860.00	\$858.00	\$3,230.00	\$709.00	\$9,063.00	\$191,324.50
YELL	\$192.00	\$328.50	\$3,256.00	\$223,244.00	\$3,172.00	\$2,686.00	\$7,370.00	\$3,618.00	\$24,163.00	\$268,029.50

GRAND TOTALS	*Cash 3	*Cash 4	*Fast Play	*Instant Settlements	*Lotto	*Lucky for Life	*Mega Millions	*Natural State Jackpot	*Powerball	*Total Sales
	\$1,102,012.50	\$576,979.50	\$1,096,019.00	\$39,192,598.00	\$629,230.00	\$637,610.00	\$1,433,330.00	\$644,943.00	\$5,084,638.00	\$50,397,360.00



**Arkansas**  
Scholarship Lottery



# TOTAL NUMBER OF RETAILERS

# Arkansas Scholarship Lottery Retailer, Terminal Counts, and Vendor Service Highlights

August 2025

Retailer Count by Status	
Active	1,423
Renewal	618
<b>Total</b>	<b>2,041</b>

Terminal Count by Type	
Photon	2,109
TVM	126
DreamTouch Smart	83
<b>Total</b>	<b>2,318</b>

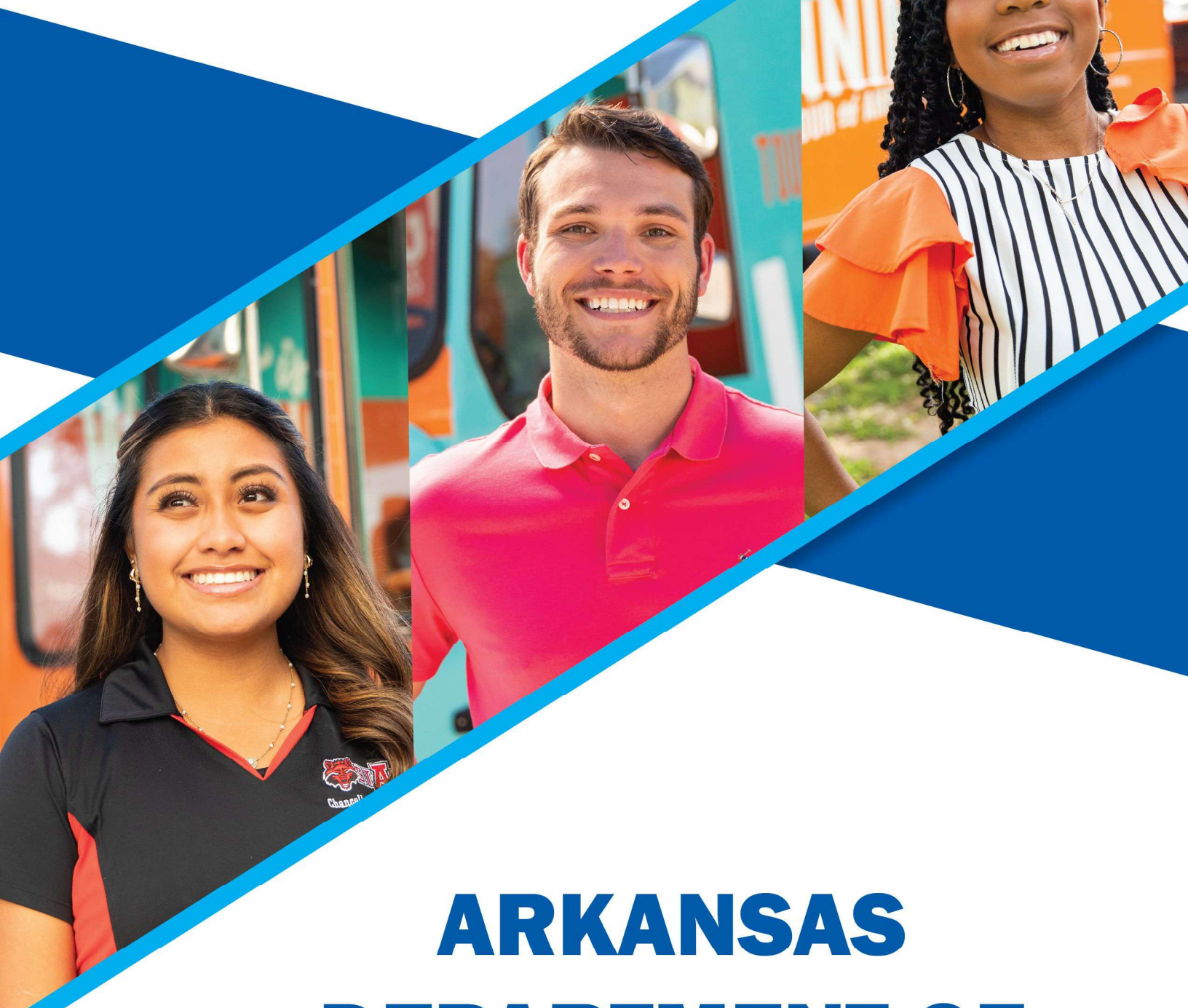
## Monthly Highlights

- ▶ 4,548,538 Total transactions processed through the Arkansas Scholarship Lottery System in August
- ▶ 768 service tickets resolved by Field Service and the Call Center for the month of August
- ▶ 629 Preventative Maintenance Actions completed by Field Service Technicians for the month of August





**Arkansas**  
Scholarship Lottery



**ARKANSAS  
DEPARTMENT OF  
HIGHER EDUCATION**



## Division of Higher Education

101 E. Capitol Ave., Suite 300 • Little Rock, Arkansas • 72201-3827 • (501) 371-2000 • Fax (501) 371-2001

Jacob Oliva  
Secretary

Ken Warden, Ed.D.  
Commissioner

August 5, 2025

Ms. Sharon Strong, Director  
Arkansas Scholarship Lottery  
P.O. Box 3238  
Little Rock, AR 72203-3238

Dear Ms. Strong:

Pursuant A.C.A. 6-85-212 (d)(2)(B)(i), the Arkansas Division of Higher Education is refunding the amount of \$2,031,904.10 to the Arkansas Scholarship Lottery for excess funds for fiscal year 2025. This amount reflects the deposits, refunds, and interest earned less scholarships awarded. We will transfer the funds to your account by Tuesday, August 12, 2025.

If you require additional information or have questions, please contact Nick Fuller at 501-371-2026.

Thank you for your consideration in this matter.

Sincerely,

A handwritten signature in black ink, appearing to read 'Ken Warden', with a stylized flourish at the end.


Ken Warden, Ed.D.  
Commissioner

<b>FY25 7007007 Trial Balance</b>	<b>Debit</b>	<b>Credit</b>	<b>Balance</b>
1010106000 Cash In Transit	34,721.00	(900.00)	33,821.00
* Cash On Hand	34,721.00	(900.00)	33,821.00
1100002000 Non-AASIS House Bank	1,448,381,845.24	(1,446,346,569.65)	2,035,275.59
* Cash in Bank	1,448,381,845.24	(1,446,346,569.65)	2,035,275.59
1140003000 DT/DF Clearing	5,000.00	(5,000.00)	0.00
1140003100 Int Agy Due to/from	317,568,312.41	(317,568,312.41)	0.00
* Interfund Receivable	317,573,312.41	(317,573,312.41)	0.00
2110001000 Vendor AP	14,251,749.50	(14,251,749.50)	0.00
* Accounts Payable	14,251,749.50	(14,251,749.50)	0.00
2110007500 VENDOR OVRPMNT CLRG	5,022,456.00	(5,022,456.00)	0.00
* Other Liabilities	5,022,456.00	(5,022,456.00)	0.00
2110003000 Due To Other Funds	87,433,773.96	(87,433,773.96)	0.00
2110004100 Inter Agency Due To	5,135,294.29	(5,135,294.29)	0.00
* Interfund Due-To	92,569,068.25	(92,569,068.25)	0.00
3000000000 Fund Equity Clearing	5,135,294.29	(322,358,799.19)	(317,223,504.90)
* Fund Balance	5,135,294.29	(322,358,799.19)	(317,223,504.90)
4049003100 NBR Invest Earnings	0.00	(4,021.99)	(4,021.99)
4049006000 INT INC CKING ACCT	0.00	(159,870.09)	(159,870.09)
* OR - Investment Revenue	0.00	(163,892.08)	(163,892.08)
5100001000 04 Assist Grants Aid	101,688,023.46	(2,512,478.00)	99,175,545.46
5100008000 NBR Asst Grants, Aid	0.00	(382,000.00)	(382,000.00)
* Assistance, Grants & Aids	101,688,023.46	(2,894,478.00)	98,793,545.46
6060002000 Intra-Agy Xfers In	0	(20,000,000.00)	(20,000,000.00)
6060003000 Inter-Agy Xfers In	0	(81,000,000.00)	(81,000,000.00)
6060006800 FS Adj Op Trans In	317,568,312.41	0.00	317,568,312.41
6061003000 Inter-Agy Xfers Out	4,753,294.29	0.00	4,753,294.29
6061006800 FS Adj Op Trans Out	0.00	(4,753,294.29)	(4,753,294.29)
* Transfers In/Out	322,321,606.70	(105,753,294.29)	216,568,312.41
6990003000 Prior Yr Ref to Exp	0.00	(10,636.48)	(10,636.48)
6990004500 PY Ref/Grant Ref NBR	900.00	(33,821.00)	(32,921.00)
* Prior Year Adjustment	900.00	(44,457.48)	(43,557.48)
<b>** BALANCE</b>	<b>2,306,978,976.85</b>	<b>(2,306,978,976.85)</b>	<b>(0.00)</b>

	FY2025
General Revenue Deposits	20,000,000.00
Lottery Net Proceeds Deposits	81,000,000.00
Interest Deposits	163,892.08
Prior Year Refunds	43,557.48
Scholarship Expenditures	(98,793,545.46)
Reduction of PY Adjustment that was Returned in FY24	(382,000.00)
Balance as of June 30	<u>2,031,904.10</u>



**Arkansas**  
Scholarship Lottery



# **INSTANT TICKET RELEASES**

**DFA/Office of the Arkansas Lottery**  
**Instant & Fast Play Games**  
**August 2025**

Sales for the following instant games began August 5, 2025. No ending dates have been determined for these games.

**\$1 X10 High Roller**

**\$2 X20 High Roller**

**\$5 X50 High Roller**


**\$10 \$10,000 Winnings**

**\$20 \$350,000 Winnings**

There were no new Fast Play games that started sales in August 2025.



**Arkansas**  
Scholarship Lottery



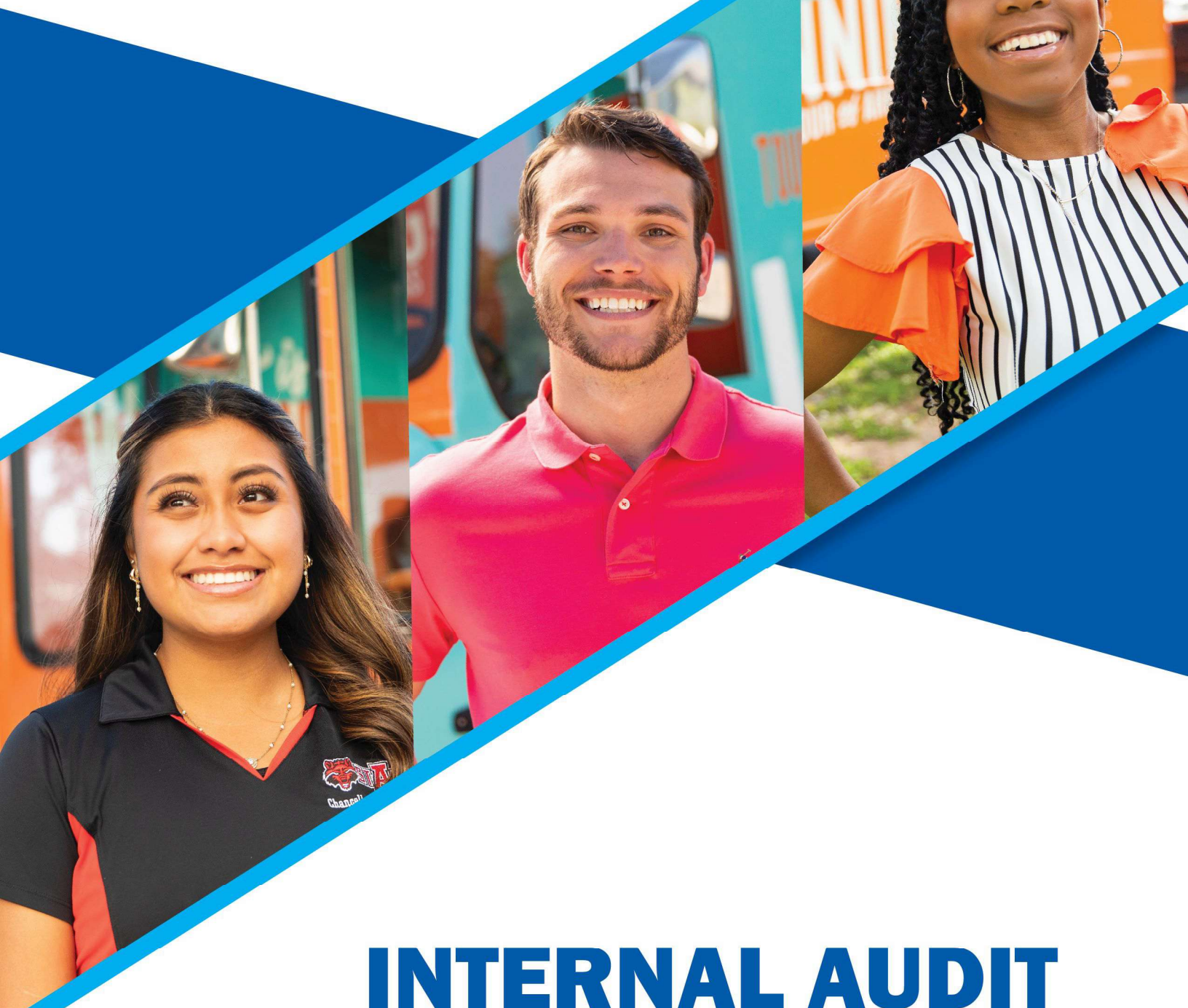
**CONTRACTS**

**Arkansas Department of Finance and Administration  
Office of the Arkansas Lottery  
Contracts  
August 1 through August 31, 2025**

There were no contracts entered into in excess of \$25,000 by Arkansas Department of Finance and Administration Office of the Arkansas Lottery during the month of August 2025.



**Arkansas**  
Scholarship Lottery



# **INTERNAL AUDIT REPORTS**

**Arkansas Department of Finance and Administration  
Office of the Arkansas Lottery  
Internal Auditor Reports  
August 1 through August 31, 2025**

Office of the Arkansas Lottery had no audit reports issued during the month of August 2025.