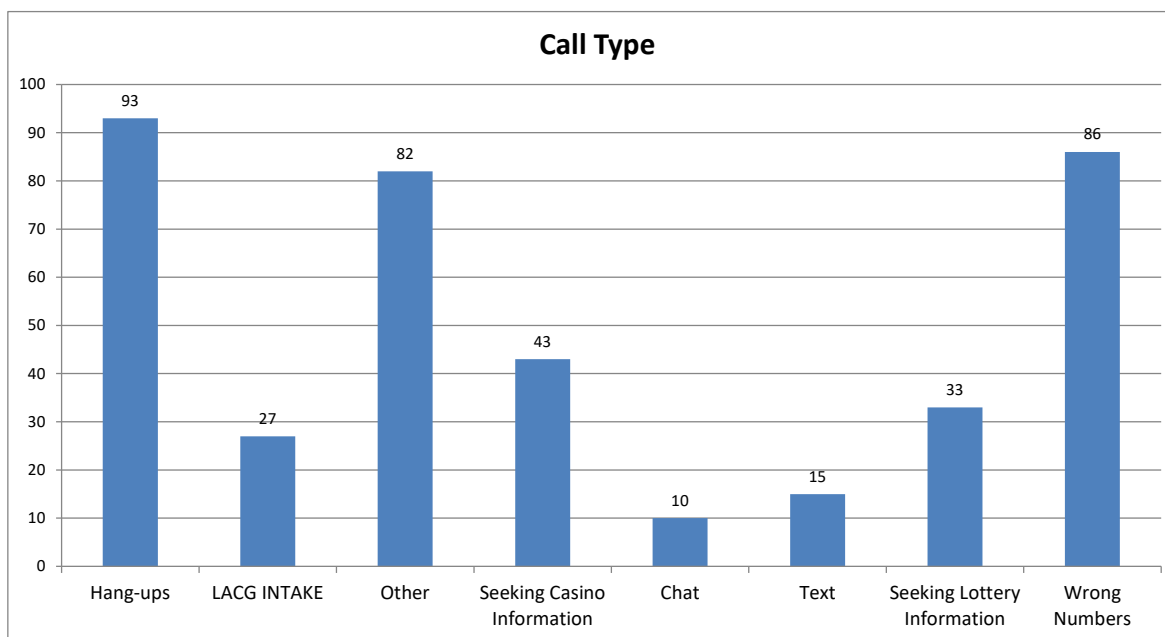


**Problem Gamblers Helpline
Arkansas Report**

Problem Gamblers Helpline 11/1/2025 - 11/30/2025 Arkansas Report

Total Calls 389
Total LACG Intakes 27

Call Type	Call Type	Average Type
Hang-ups	93	24%
LACG INTAKE	27	7%
Other	82	21%
Seeking Casino Information	43	11%
Chat	10	3%
Text	15	4%
Seeking Lottery Information	33	8%
Wrong Numbers	86	22%
Total	389	100%

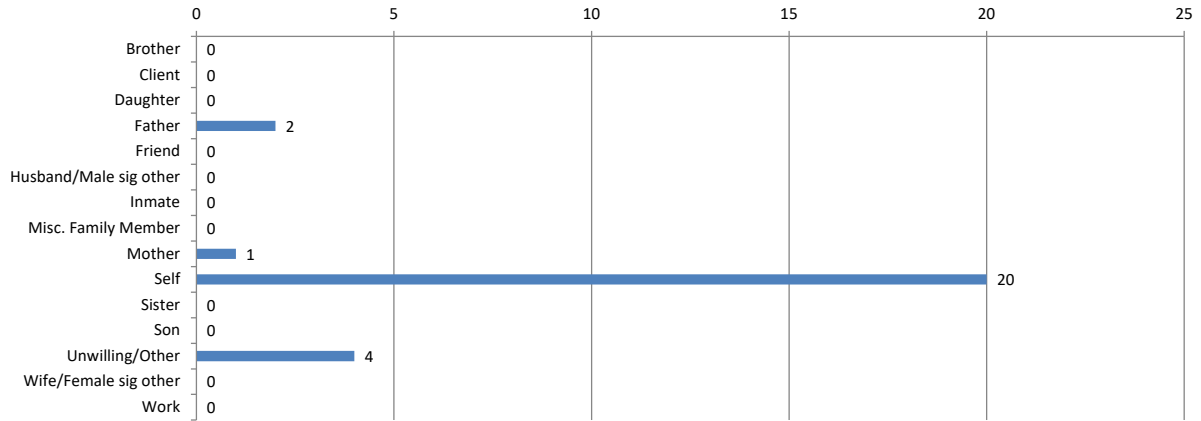


Suicide	Calls	Percent
No	27	100%
Past	0	0%
Present	0	0%
Total	27	100%

Caller's Subject	Calls	Percent
Brother	0	0%
Client	0	0%
Daughter	0	0%
Father	2	7%
Friend	0	0%
Husband/Male sig other	0	0%
Inmate	0	0%
Misc. Family Member	0	0%
Mother	1	4%
Self	20	74%
Sister	0	0%
Son	0	0%
Unwilling/Other	4	15%
Wife/Female sig other	0	0%
Work	0	0%
Total	27	100%

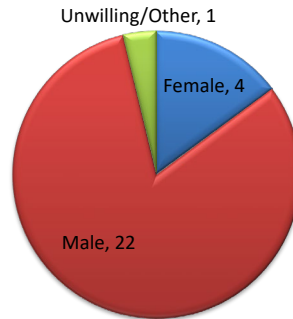
**Problem Gamblers Helpline
Arkansas Report**

Caller's Subject



Gambler's Gender	Calls	Percent
Female	4	15%
Male	22	81%
Unwilling/Other	1	4%
Total	27	100%

Gambler's Gender



Ethnicity of Gambler	Calls	Percent
African American	4	15%
Asian American	0	0%
Caucasian	10	37%
Hispanic	2	7%
Other	0	0%
Multiracial	0	0%
Native American	1	4%
Unwilling/Unknown	10	37%
Total	27	100%

Ethnicity of Gamblers

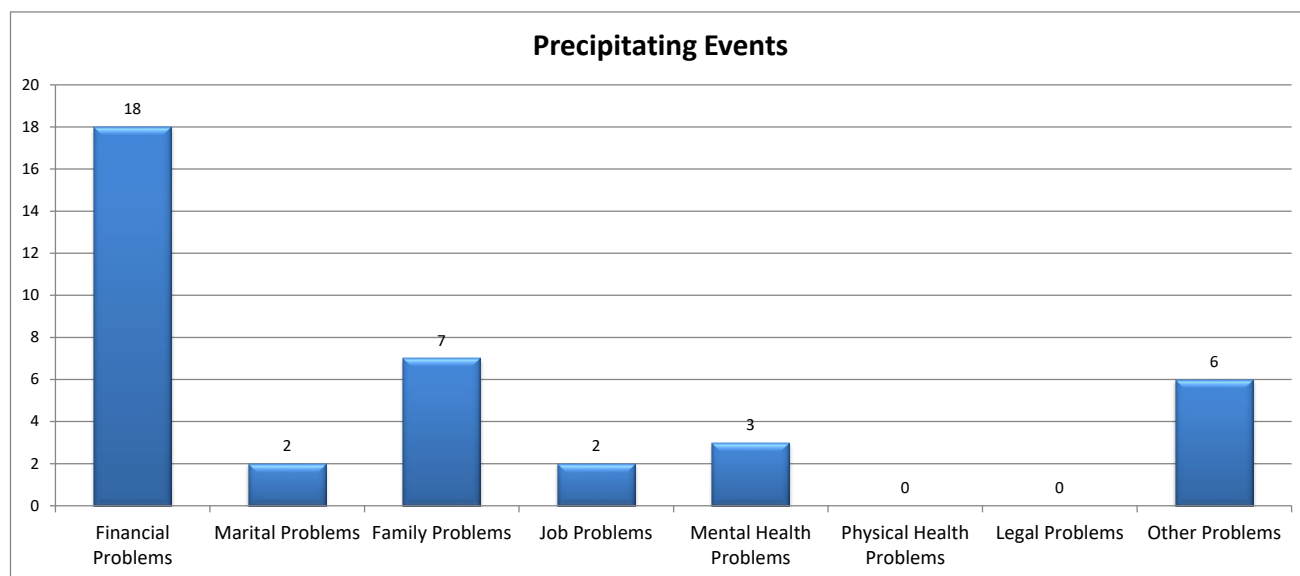


**Problem Gamblers Helpline
Arkansas Report**

Precipitating Event	Calls	Percent
Financial Problems	18	67%
Marital Problems	2	7%
Family Problems	7	26%
Job Problems	2	7%
Mental Health Problems	3	11%
Physical Health Problems	0	0%
Legal Problems	0	0%
Other Problems	6	22%

* Percent greater than 100 because many individuals indicated more than one problem area.

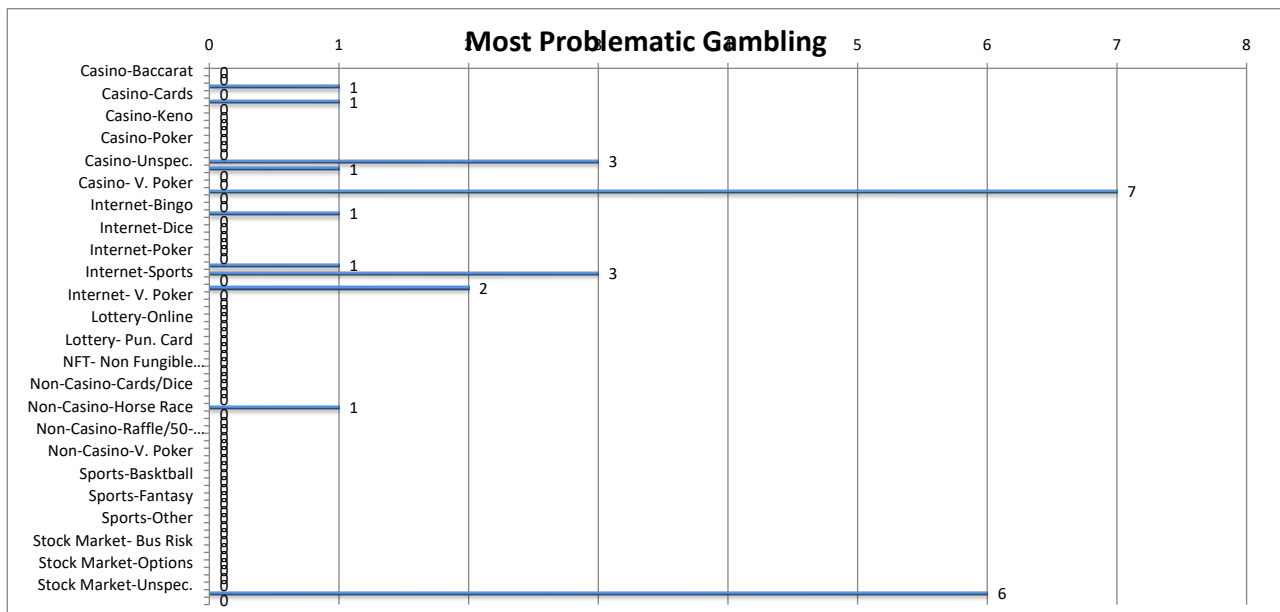
The percent associated with each type of gambling indicates what percent of all the callers indicated that form of gambling was a problem for them.



Most Problematic Gambling	Calls	Percent
Casino-Baccarat	0	0%
Casino-Bingo	0	0%
Casino-Blackjack	1	4%
Casino-Cards	0	0%
Casino-Dice	1	4%
Casino-Horserace	0	0%
Casino-Keno	0	0%
Casino-Other	0	0%
Casino-Pari-mut	0	0%
Casino-Poker	0	0%
Casino-Roulette	0	0%
Casino-Sports	0	0%
Casino-Unspec.	3	11%
Casino-Unwilling	1	4%
Casino- V. Keno	0	0%
Casino- V. Poker	0	0%
Casino-Slots	7	26%
Internet-Baccarat	0	0%
Internet-Bingo	0	0%
Internet-Blackjack	1	4%
Internet- Crypto	0	0%
Internet-Dice	0	0%
Internet-Keno	0	0%
Internet-Lottery	0	0%
Internet-Poker	0	0%
Internet-Roulette	0	0%
Internet-Slots	1	4%
Internet-Sports	3	11%
Internet-Table Games	0	0%

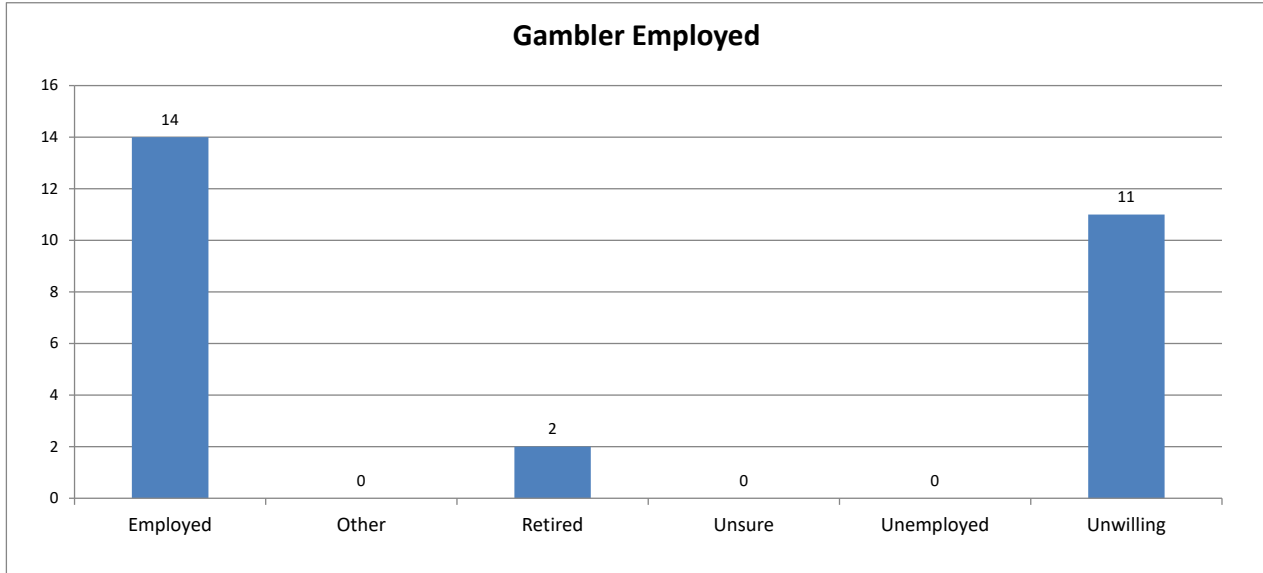
**Problem Gamblers Helpline
Arkansas Report**

Internet-Unspec.	2	7%
Internet- V. Poker	0	0%
Lottery-Lotto	0	0%
Lottery-Numbers	0	0%
Lottery-Online	0	0%
Lottery-Other	0	0%
Lottery- Pull Tab	0	0%
Lottery- Pun. Card	0	0%
Lottery-Scratch Offs	0	0%
Lottery-Sweeps	0	0%
NFT- Non Fungible Tokens	0	0%
Non-Casino-8-Liner	0	0%
Non-Casino-Bingo	0	0%
Non-Casino-Cards/Dice	0	0%
Non-Casino-Crypto	0	0%
Non-Casino-Dog Race	0	0%
Non-Casino-Horse Race	1	4%
Non-Casino-Internet	0	0%
Non-Casino-Poker Rm	0	0%
Non-Casino-Raffle/50-50 Drawings	0	0%
Non-Casino-Skill Machines	0	0%
Non-Casino-Slots	0	0%
Non-Casino-V. Poker	0	0%
Non-Casino-Video Gaming	0	0%
Sports-Baseball	0	0%
Sports-Basketball	0	0%
Sports-Casino	0	0%
Sports-Cock Fight	0	0%
Sports-Fantasy	0	0%
Sports-Football	0	0%
Sports-Hockey	0	0%
Sports-Other	0	0%
Sports-Soccer	0	0%
Sports-Unspec.	0	0%
Stock Market- Bus Risk	0	0%
Stock Market-Day Trade	0	0%
Stock Market-Margin	0	0%
Stock Market-Options	0	0%
Stock Market-Other	0	0%
Stock Market-Stocks	0	0%
Stock Market-Unspec.	0	0%
Unspec./Unwilling/Other	6	22%
VGT-Video Gaming Terminals	0	0%
Total	27	100%



**Problem Gamblers Helpline
Arkansas Report**

Gambler Employed	Calls	Percent
Employed	14	52%
Other	0	0%
Retired	2	7%
Unsure	0	0%
Unemployed	0	0%
Unwilling	11	41%
Total	27	100%

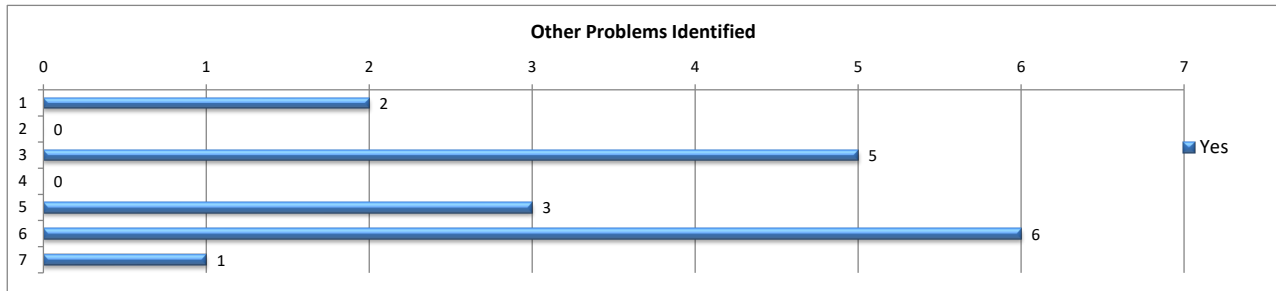


Age Group of Gamblers	Calls	Percent
13-17	0	0%
18-24	6	22%
25-34	2	7%
35-44	4	15%
45-54	3	11%
55-64	1	4%
65+	4	15%
Unsure	0	0%
Unwilling	7	26%
Total	27	100%




**Problem Gamblers Helpline
Arkansas Report**

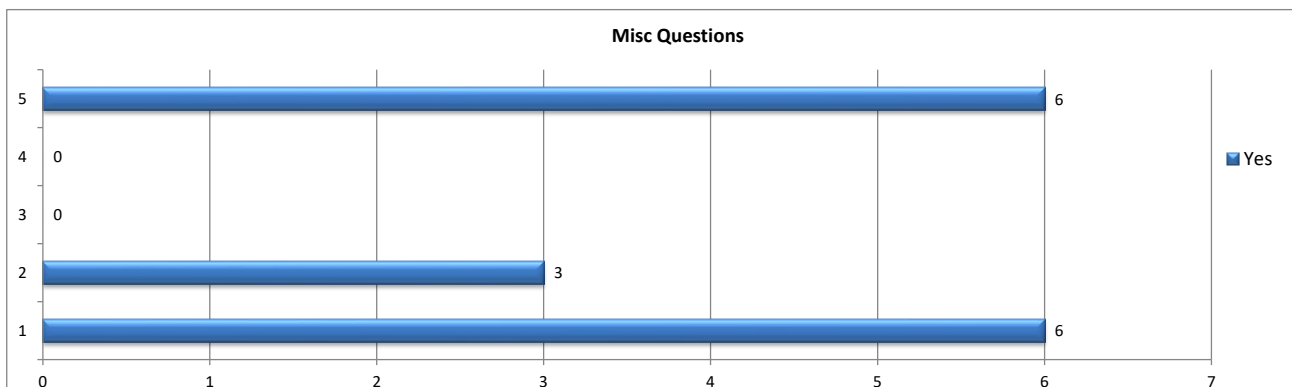
Other Problems Identified	Yes		No	
	Yes	Percentage	No	Percentage
Alcoholism	2	7.4%	15	55.6%
Drug Abuse	0	0.0%	16	59.3%
Depression	5	18.5%	11	40.7%
Eating Disorder	0	0.0%	15	55.6%
Overspending	3	11.1%	14	51.9%
Smoking	6	22.2%	12	44.4%
Sexual Addiction	1	3.7%	14	51.9%



Problems Identified in Family	Yes		No	
	Yes	Percentage	No	Percentage
Abuse	2	7.4%	9	33.3%
Alcoholism	4	14.8%	7	25.9%
Drug Abuse	2	7.4%	9	33.3%
Eating Disorder	0	0.0%	10	37.0%
Gambling	5	18.5%	7	25.9%

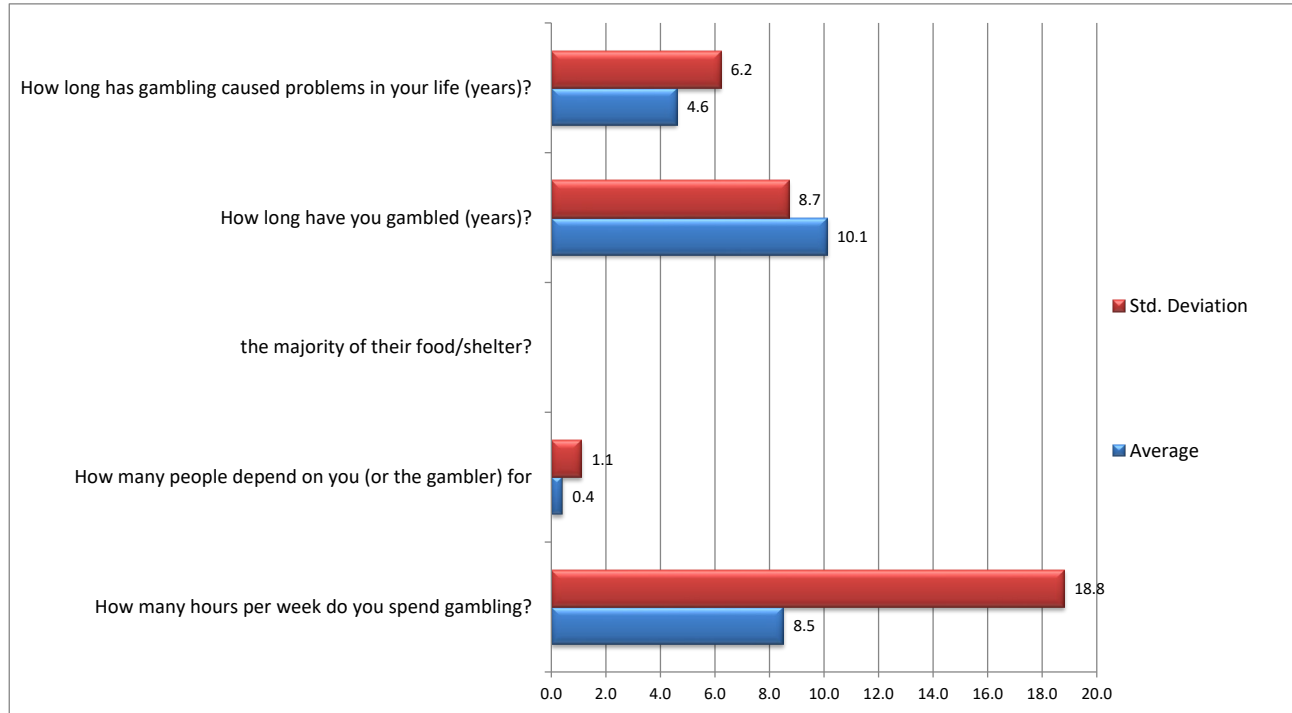


Misc Questions	Yes		No	
	Yes	Percentage	No	Percentage
Do you have mental health insurance?	6	22%	8	30%
Are you familiar with GA?	3	11%	12	44%
Are you a Veteran?	0	0%	14	52%
Have you ever filed bankruptcy?	0	0%	13	48%
Have you ever had credit problems?	6	22%	9	33%

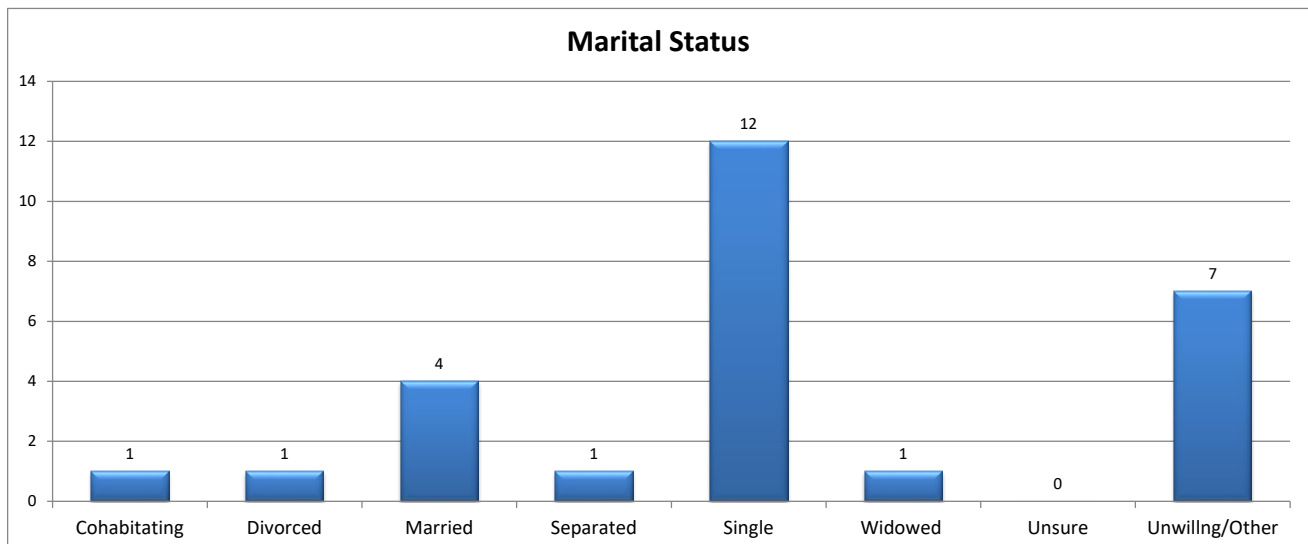


**Problem Gamblers Helpline
Arkansas Report**

Gambling Activity	Average	Std. Deviation
How many hours per week do you spend gambling?	8.5	18.8
How many people depend on you (or the gambler) for the majority of their food/shelter?	0.4	1.1
How long have you gambled (years)?	10.1	8.7
How long has gambling caused problems in your life (years)?	4.6	6.2

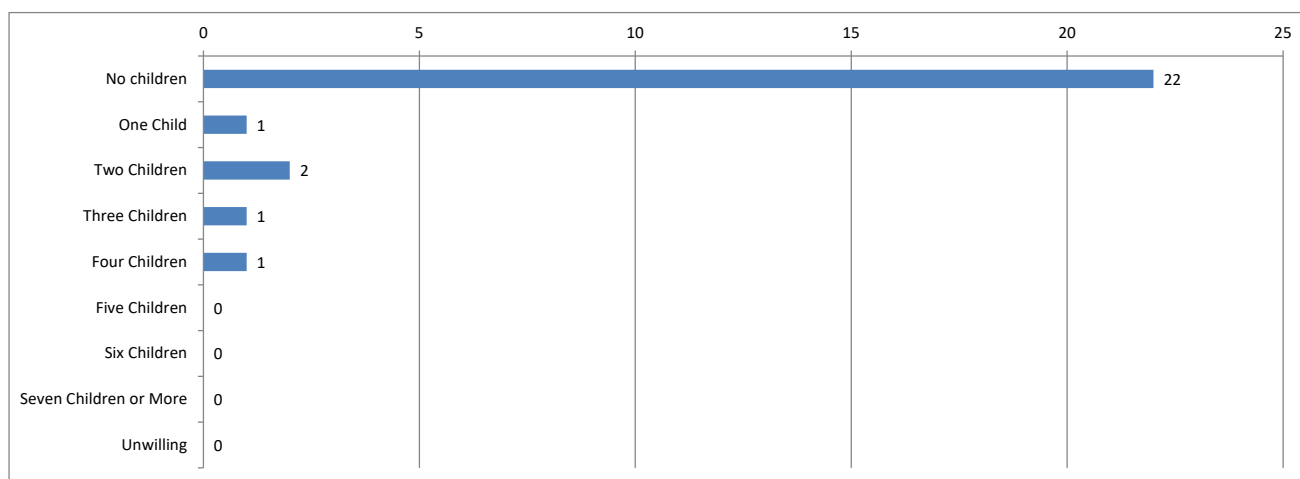


Marital Status	Calls	Percent
Cohabiting	1	4%
Divorced	1	4%
Married	4	15%
Separated	1	4%
Single	12	44%
Widowed	1	4%
Unsure	0	0%
Unwilling/Other	7	26%
Total	27	100%

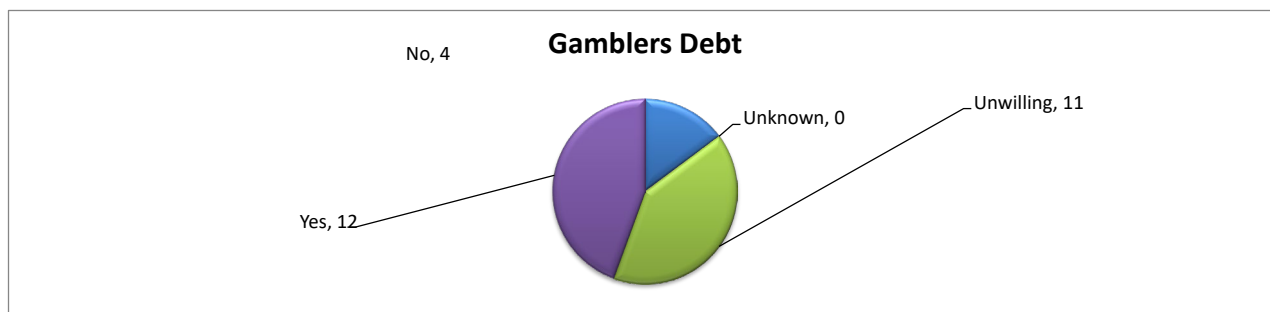


**Problem Gamblers Helpline
Arkansas Report**

Number of Children	Calls	Percent
No children	22	81%
One Child	1	4%
Two Children	2	7%
Three Children	1	4%
Four Children	1	4%
Five Children	0	0%
Six Children	0	0%
Seven Children or More	0	0%
Unwilling	0	0%
Total	27	100%

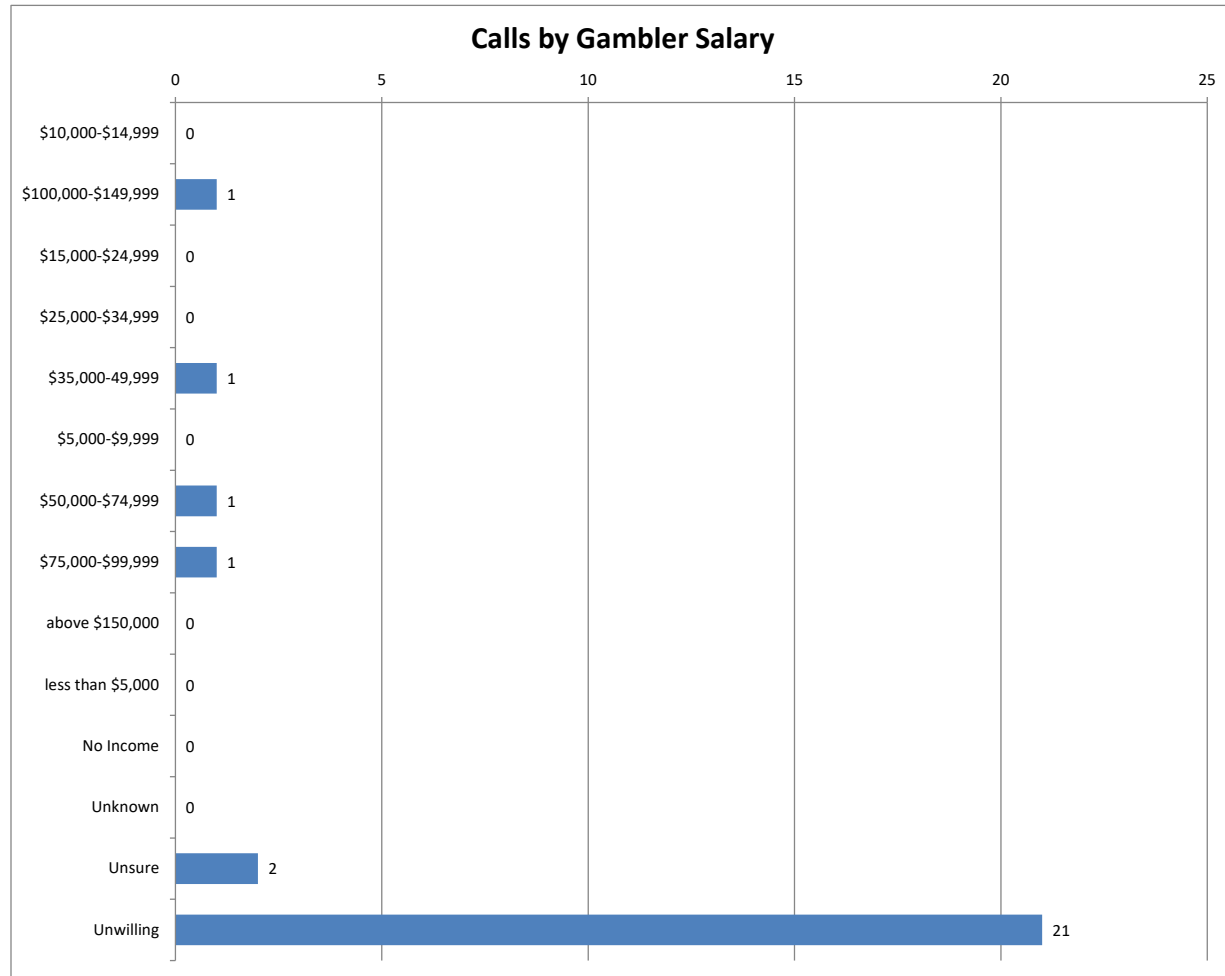


Gamblers Debt	Calls	Percent
No	4	15%
Unknown	0	0%
Unwilling	11	41%
Yes	12	44%
Total	27	100%



Calls by Gambler Salary	Calls	Percent
\$10,000-\$14,999	0	0%
\$100,000-\$149,999	1	4%
\$15,000-\$24,999	0	0%
\$25,000-\$34,999	0	0%
\$35,000-49,999	1	4%
\$5,000-\$9,999	0	0%
\$50,000-\$74,999	1	4%
\$75,000-\$99,999	1	4%
above \$150,000	0	0%
less than \$5,000	0	0%
No Income	0	0%
Unknown	0	0%
Unsure	2	7%
Unwilling	21	78%
Total	27	100%

**Problem Gamblers Helpline
Arkansas Report**



How Caller Heard of Problem Gamblers Helpline	Calls	Percent
Billboard	0	0%
Bingo Hall	0	0%
Brochure	0	0%
Casino	2	7%
Casino Card	0	0%
Court	0	0%
Crisis Line	0	0%
ESPN Mobile	0	0%
Family Member	1	4%
Friend	1	4%
Horserace/Racetrack	0	0%
Internet	5	19%
Lottery	0	0%
Newspaper	0	0%
Phone Operator (411)	0	0%
Phonebook	0	0%
Radio	1	4%
Repeat Caller	0	0%
Store	0	0%
Support Group	0	0%
Therapist	0	0%
Treatment Facility	0	0%
TV Commercial	0	0%
TV Program	0	0%
Unsure	0	0%
Work	0	0%
Unwilling/Other	17	63%
Total	27	100%

Problem Gamblers Helpline
Arkansas Report

