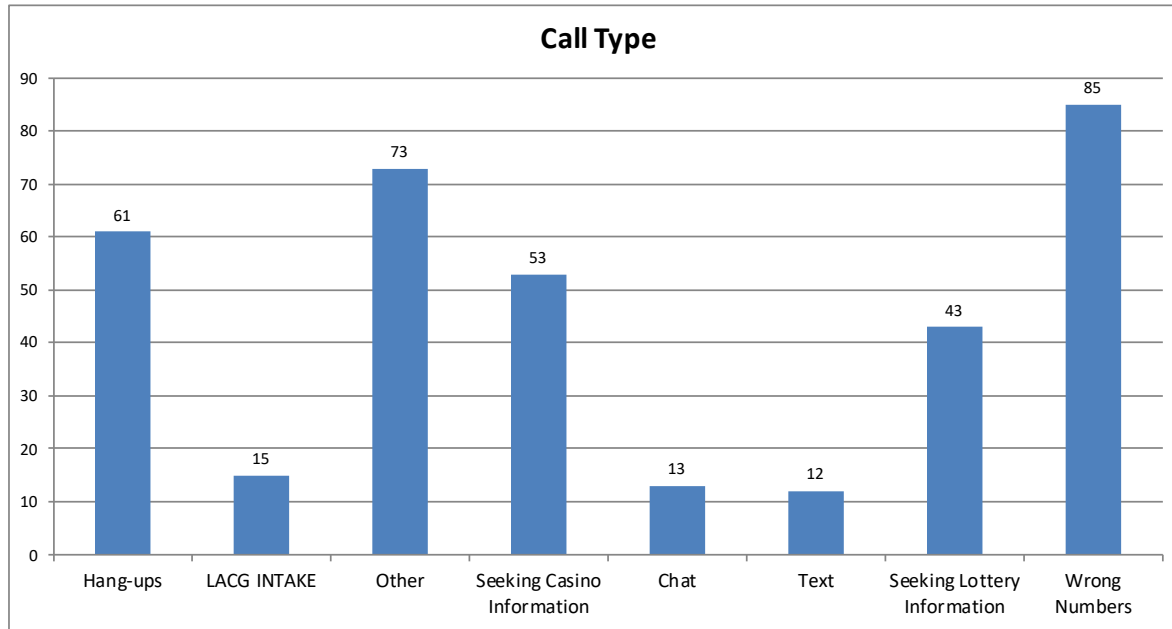


**Problem Gamblers Helpline  
Arkansas Report**

**Problem Gamblers Helpline 5/1/2025 - 5/31/2025 Arkansas Report**

**Total Calls** 335  
**Total LACG Intakes** 15

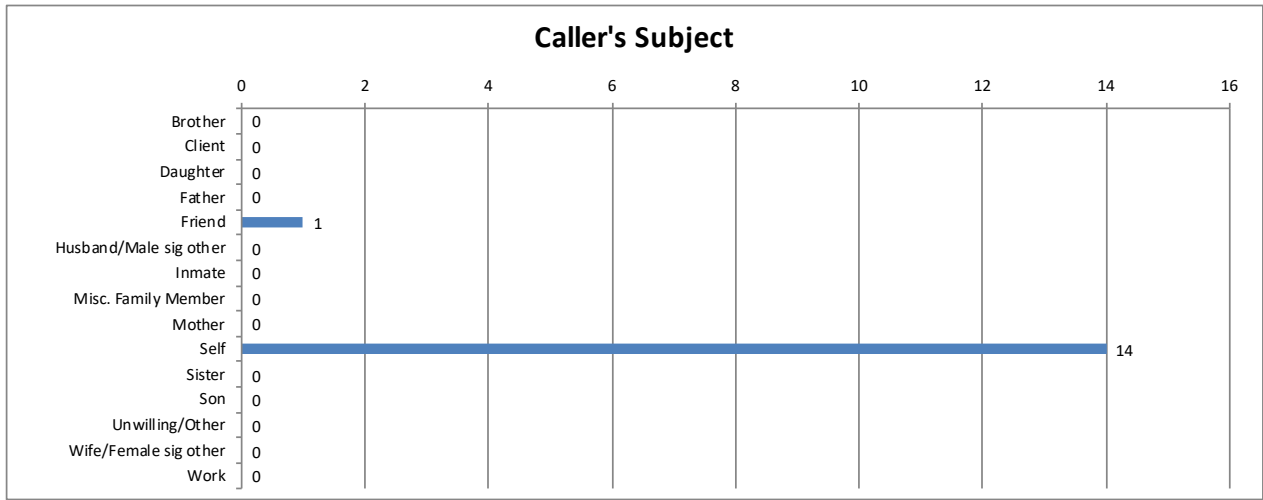
Call Type	Call Type	Average Type
Hang-ups	61	17%
LACG INTAKE	15	4%
Other	73	21%
Seeking Casino Information	53	15%
Chat	13	4%
Text	12	3%
Seeking Lottery Information	43	12%
Wrong Numbers	85	24%
<b>Total</b>	<b>355</b>	<b>100%</b>



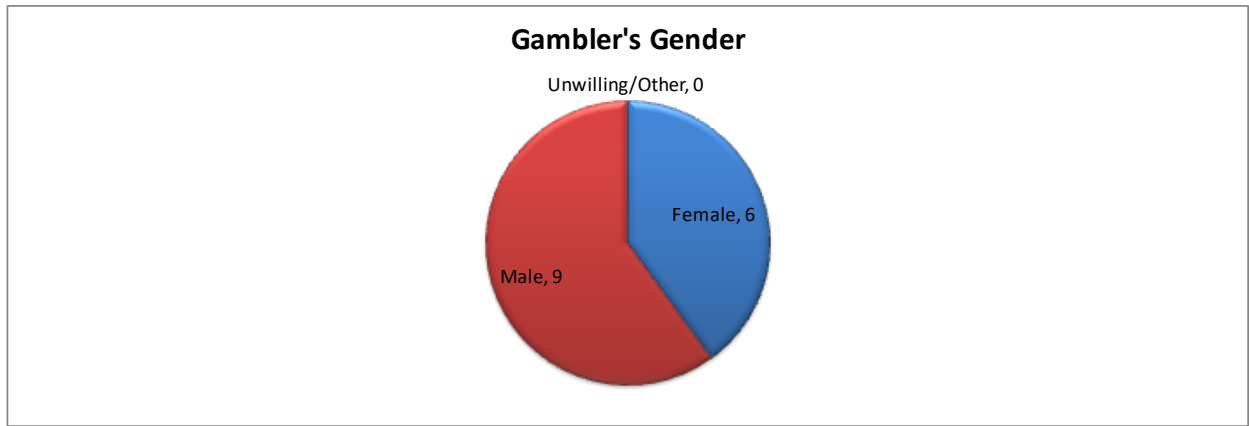
Suicide	Calls	Percent
No	15	100%
Past	0	0%
Present	0	0%
<b>Total</b>	<b>15</b>	<b>100%</b>

Caller's Subject	Calls	Percent
Brother	0	0%
Client	0	0%
Daughter	0	0%
Father	0	0%
Friend	1	7%
Husband/Male sig other	0	0%
Inmate	0	0%
Misc. Family Member	0	0%
Mother	0	0%
Self	14	93%
Sister	0	0%
Son	0	0%
Unwilling/Other	0	0%
Wife/Female sig other	0	0%
Work	0	0%
<b>Total</b>	<b>15</b>	<b>100%</b>

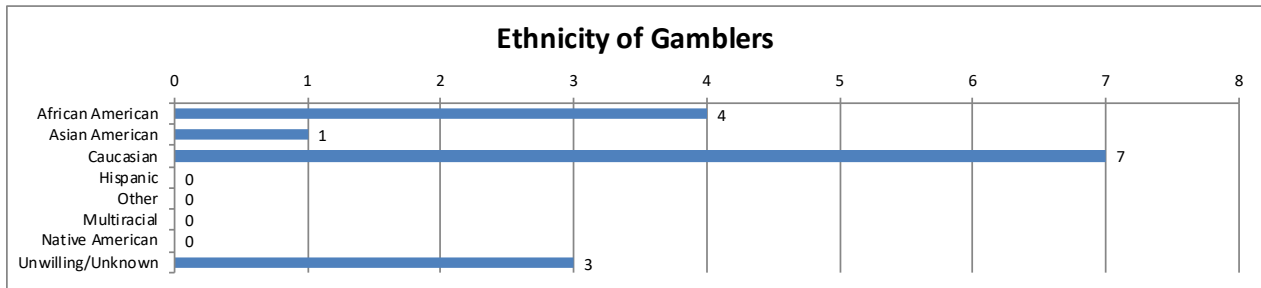
**Problem Gamblers Helpline  
Arkansas Report**



Gambler's Gender	Calls	Percent
Female	6	40%
Male	9	60%
Unwilling/Other	0	0%
<b>Total</b>	<b>15</b>	<b>100%</b>



Ethnicity of Gambler	Calls	Percent
African American	4	27%
Asian American	1	7%
Caucasian	7	47%
Hispanic	0	0%
Other	0	0%
Multiracial	0	0%
Native American	0	0%
Unwilling/Unknown	3	20%
<b>Total</b>	<b>15</b>	<b>100%</b>



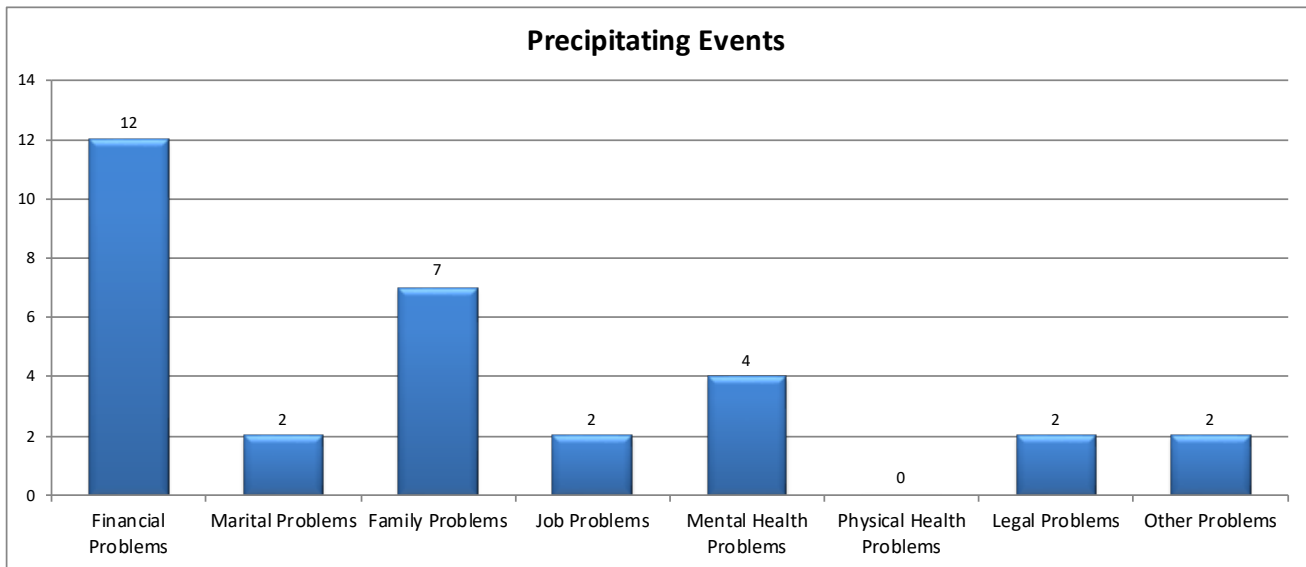
Precipitating Event	Calls	Percent
---------------------	-------	---------

**Problem Gamblers Helpline  
Arkansas Report**

Financial Problems	12	80%
Marital Problems	2	13%
Family Problems	7	47%
Job Problems	2	13%
Mental Health Problems	4	27%
Physical Health Problems	0	0%
Legal Problems	2	13%
Other Problems	2	13%

\* Percent greater than 100 because many individuals indicated more than one problem area.

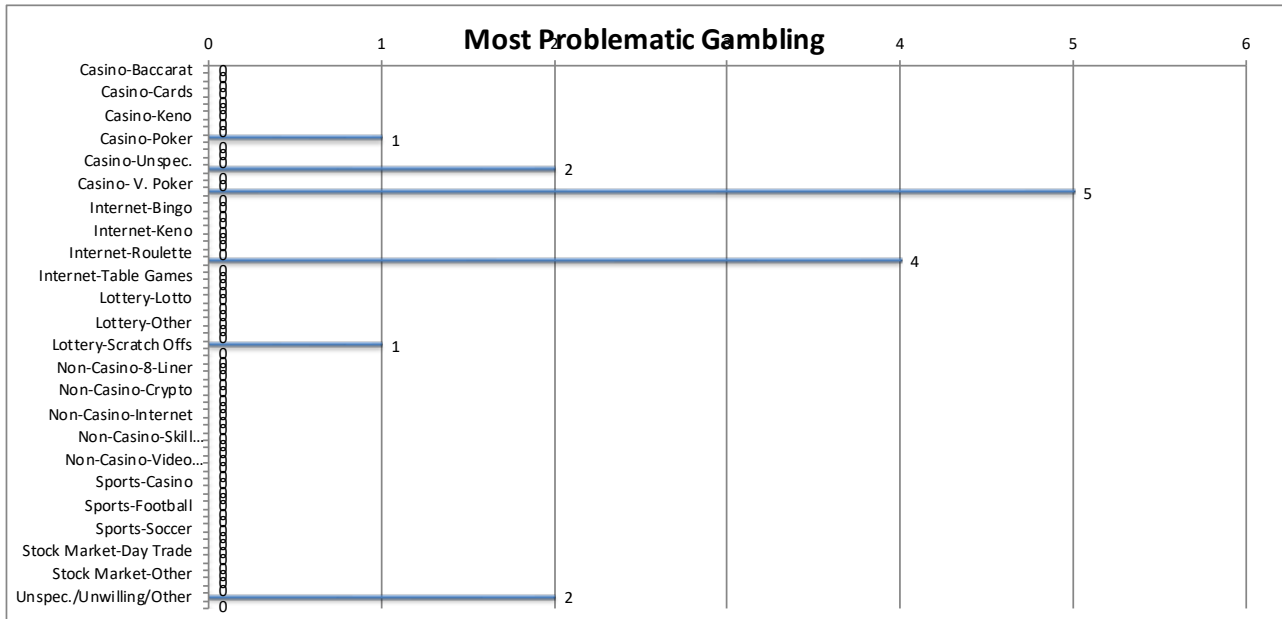
The percent associated with each type of gambling indicates what percent of all the callers indicated that form of gambling was a problem for them.



Most Problematic Gambling	Calls	Percent
Casino-Baccarat	0	0%
Casino-Bingo	0	0%
Casino-Blackjack	0	0%
Casino-Cards	0	0%
Casino-Dice	0	0%
Casino-Horserace	0	0%
Casino-Keno	0	0%
Casino-Other	0	0%
Casino-Pari-mut	0	0%
Casino-Poker	1	7%
Casino-Roulette	0	0%
Casino-Sports	0	0%
Casino-Unspec.	0	0%
Casino-Unwilling	2	13%
Casino- V. Keno	0	0%
Casino- V. Poker	0	0%
Casino-Slots	5	33%
Internet-Baccarat	0	0%
Internet-Bingo	0	0%
Internet-Blackjack	0	0%
Internet-Dice	0	0%
Internet-Keno	0	0%
Internet-Lottery	0	0%
Internet-Poker	0	0%
Internet-Roulette	0	0%
Internet-Slots	4	27%
Internet-Sports	0	0%
Internet-Table Games	0	0%
Internet-Unspec.	0	0%
Internet- V. Poker	0	0%

**Problem Gamblers Helpline  
Arkansas Report**

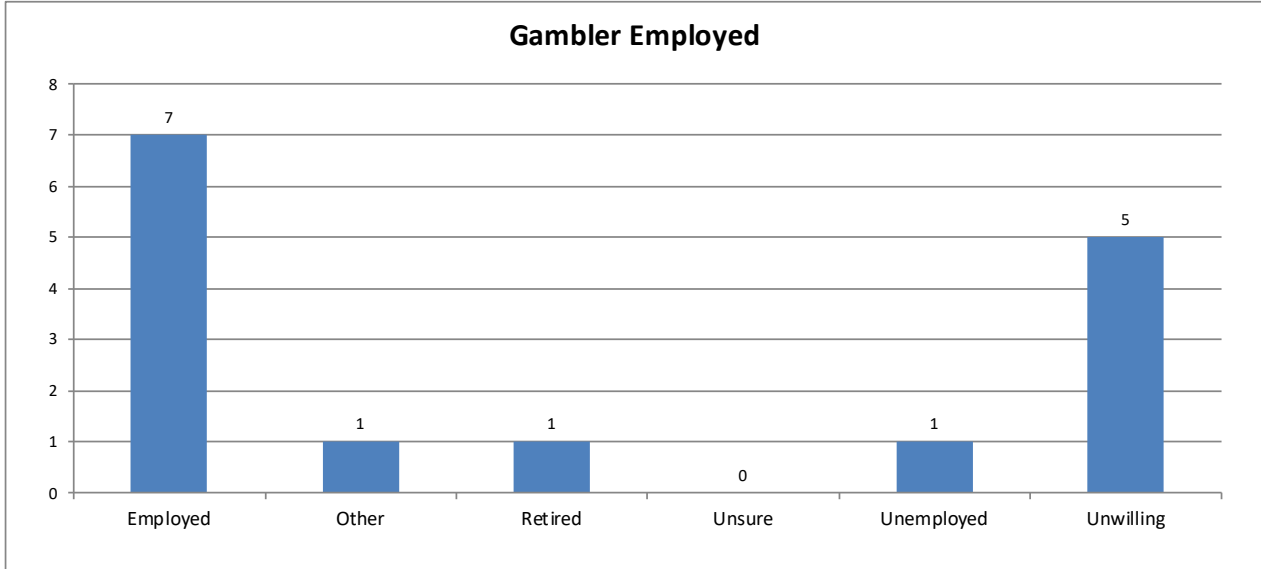
Lottery-Lotto	0	0%
Lottery-Numbers	0	0%
Lottery-Online	0	0%
Lottery-Other	0	0%
Lottery- Pull Tab	0	0%
Lottery- Pun. Card	0	0%
Lottery-Scratch Offs	1	7%
Lottery-Sweeps	0	0%
NFT- Non Fungible Tokens	0	0%
Non-Casino-8-Liner	0	0%
Non-Casino-Bingo	0	0%
Non-Casino-Cards/Dice	0	0%
Non-Casino-Crypto	0	0%
Non-Casino-Dog Race	0	0%
Non-Casino-Horse Race	0	0%
Non-Casino-Internet	0	0%
Non-Casino-Poker Rm	0	0%
Non-Casino-Raffle/50-50 Drawings	0	0%
Non-Casino-Skill Machines	0	0%
Non-Casino-Slots	0	0%
Non-Casino-V. Poker	0	0%
Non-Casino-Video Gaming	0	0%
Sports-Baseball	0	0%
Sports-Basketball	0	0%
Sports-Casino	0	0%
Sports-Cock Fight	0	0%
Sports-Fantasy	0	0%
Sports-Football	0	0%
Sports-Hockey	0	0%
Sports-Other	0	0%
Sports-Soccer	0	0%
Sports-Unspec.	0	0%
Stock Market- Bus Risk	0	0%
Stock Market-Day Trade	0	0%
Stock Market-Margin	0	0%
Stock Market-Options	0	0%
Stock Market-Other	0	0%
Stock Market-Stocks	0	0%
Stock Market-Unspec.	0	0%
Unspec./Unwilling/Other	2	13%
VGT-Video Gaming Terminals	0	0%
<b>Total</b>	<b>15</b>	<b>100%</b>



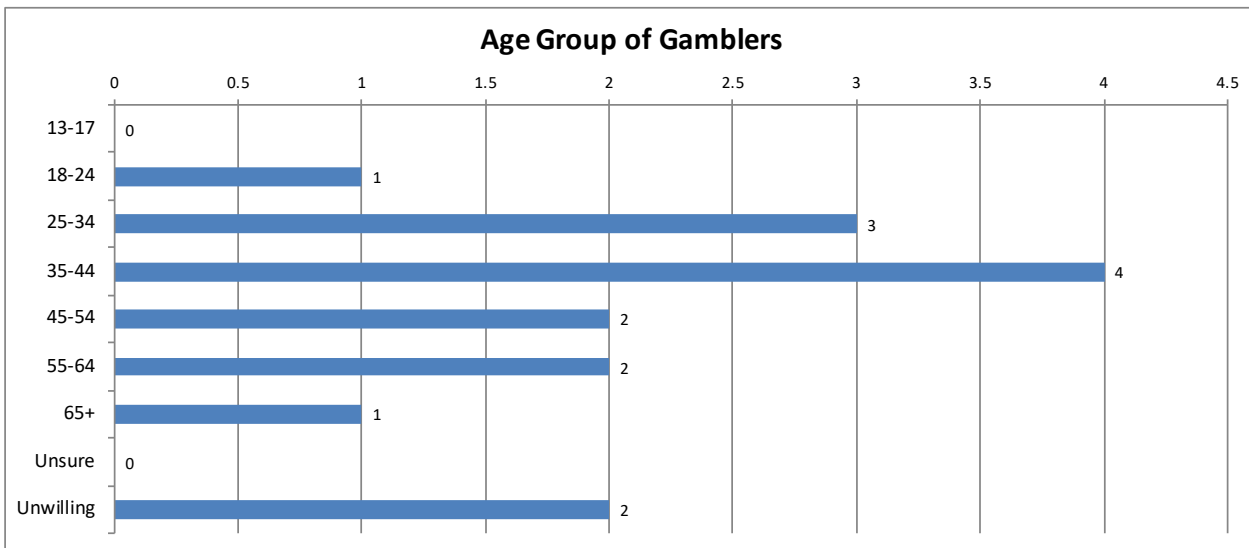
Gambler Employed	Calls	Percent
------------------	-------	---------

**Problem Gamblers Helpline  
Arkansas Report**

Employed	7	47%
Other	1	7%
Retired	1	7%
Unsure	0	0%
Unemployed	1	7%
Unwilling	5	33%
<b>Total</b>	<b>15</b>	<b>100%</b>



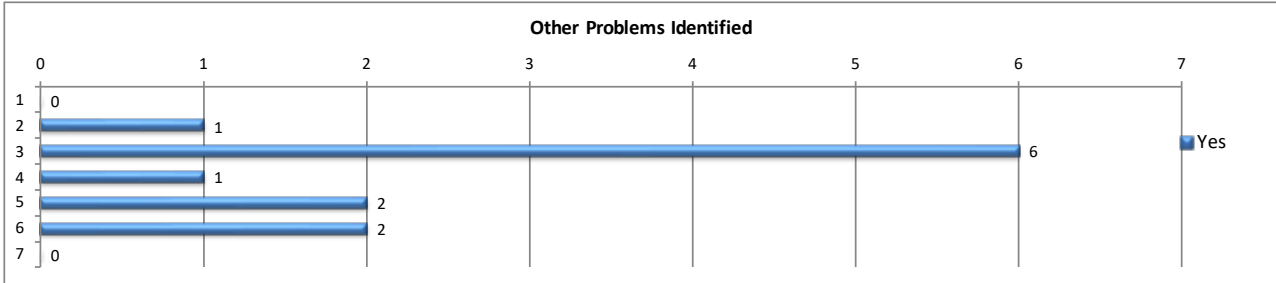
Age Group of Gamblers	Calls	Percent
13-17	0	0%
18-24	1	7%
25-34	3	20%
35-44	4	27%
45-54	2	13%
55-64	2	13%
65+	1	7%
Unsure	0	0%
Unwilling	2	13%
<b>Total</b>	<b>15</b>	<b>100%</b>



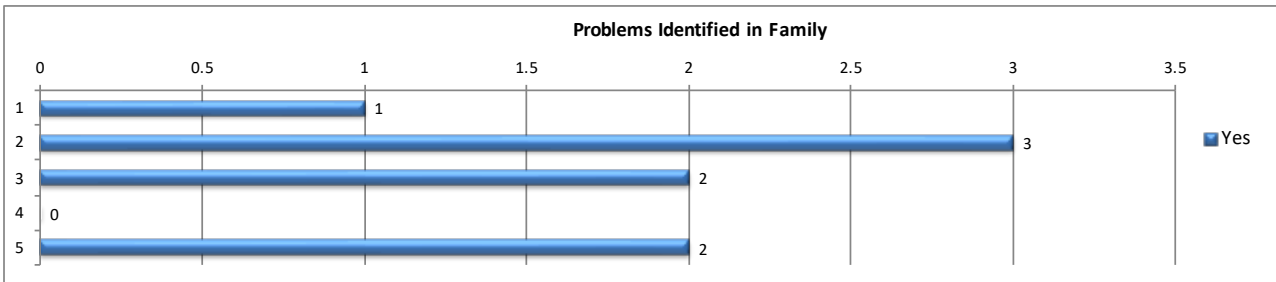
Other Problems Identified	Yes	No
---------------------------	-----	----

**Problem Gamblers Helpline  
Arkansas Report**

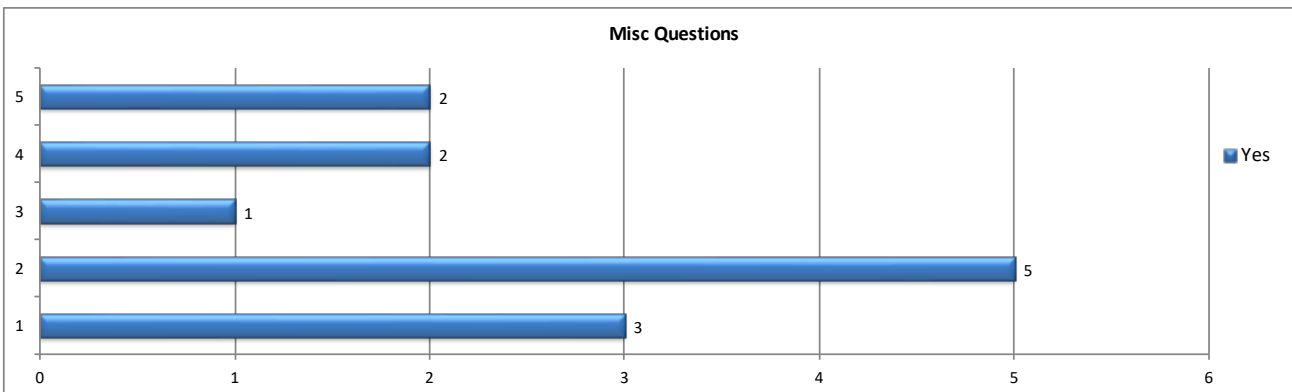
	Yes	Percentage	No	Percentage
Alcoholism	0	0.0%	9	60.0%
Drug Abuse	1	6.7%	8	53.3%
Depression	6	40.0%	3	20.0%
Eating Disorder	1	6.7%	8	53.3%
Overspending	2	13.3%	7	46.7%
Smoking	2	13.3%	7	46.7%
Sexual Addiction	0	0.0%	9	60.0%



Problems Identified in Family	Yes		No	
	Yes	Percentage	No	Percentage
Abuse	1	6.7%	6	40.0%
Alcoholism	3	20.0%	4	26.7%
Drug Abuse	2	13.3%	5	33.3%
Eating Disorder	0	0.0%	7	46.7%
Gambling	2	13.3%	5	33.3%



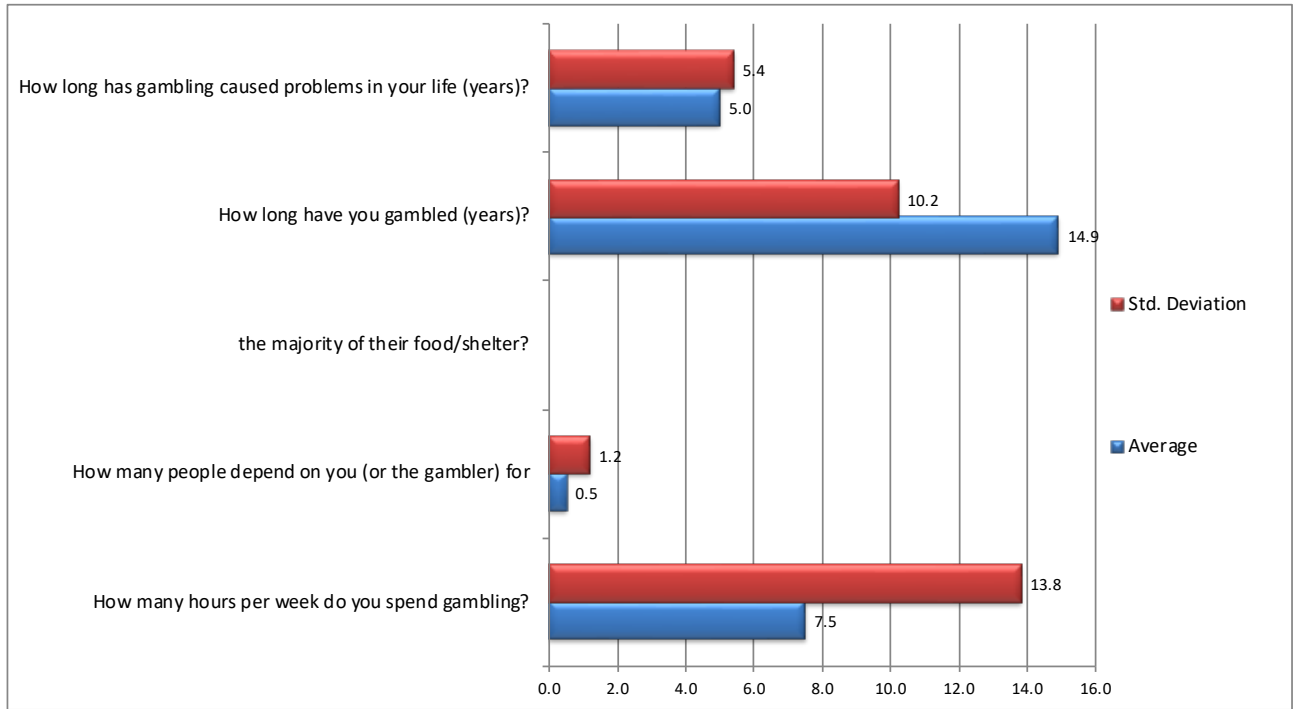
Misc Questions	Yes		No	
	Yes	Percentage	No	Percentage
Do you have mental health insurance?	3	20%	6	40%
Are you familiar with GA?	5	33%	4	27%
Are you a Veteran?	1	7%	8	53%
Have you ever filed bankruptcy?	2	13%	7	47%
Have you ever had credit problems?	2	13%	7	47%



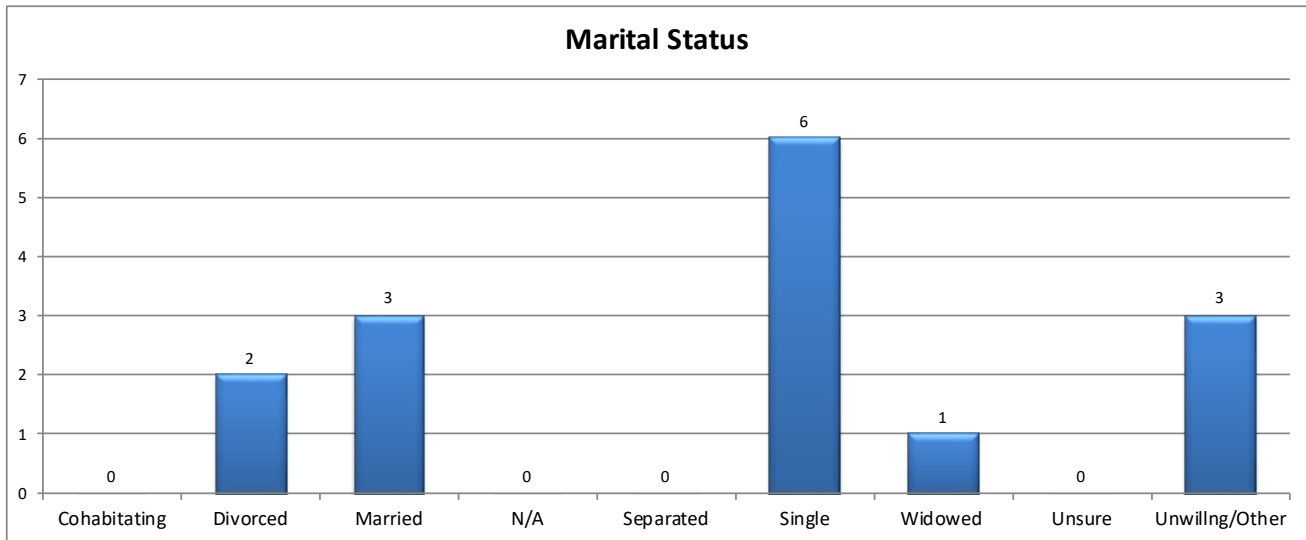
Gambling Activity	Average	Std. Deviation
How many hours per week do you spend gambling	7.5	13.8

**Problem Gamblers Helpline  
Arkansas Report**

How many people depend on you (or the gambler) the majority of their food/shelter?	0.5	1.2
How long have you gambled (years)?	14.9	10.2
How long has gambling caused problems in your life (years)?	5.0	5.4



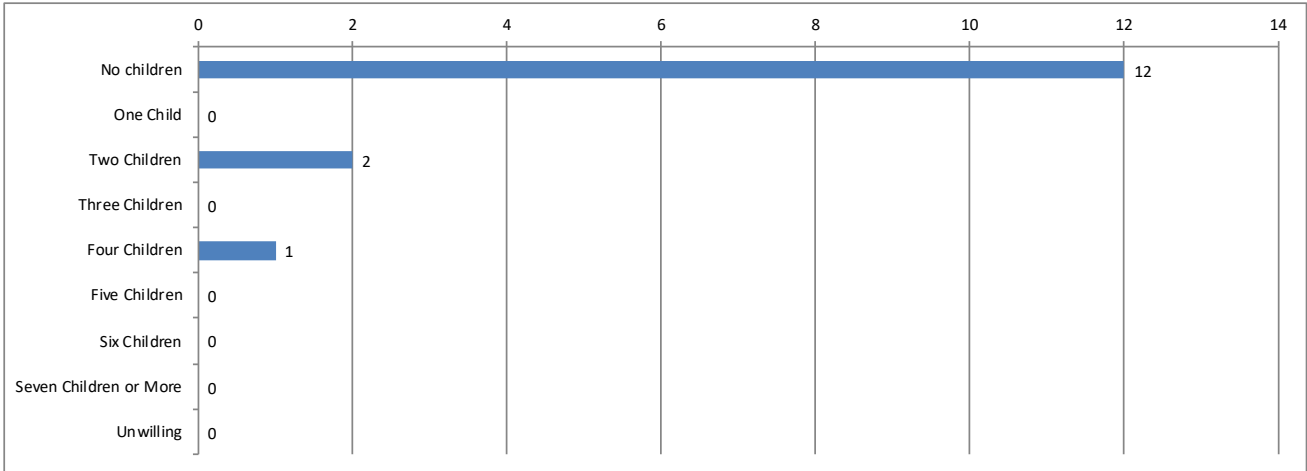
Marital Status	Calls	Percent
Cohabiting	0	0%
Divorced	2	13%
Married	3	20%
N/A	0	0%
Separated	0	0%
Single	6	40%
Widowed	1	7%
Unsure	0	0%
Unwilling/Other	3	20%
<b>Total</b>	<b>15</b>	<b>100%</b>



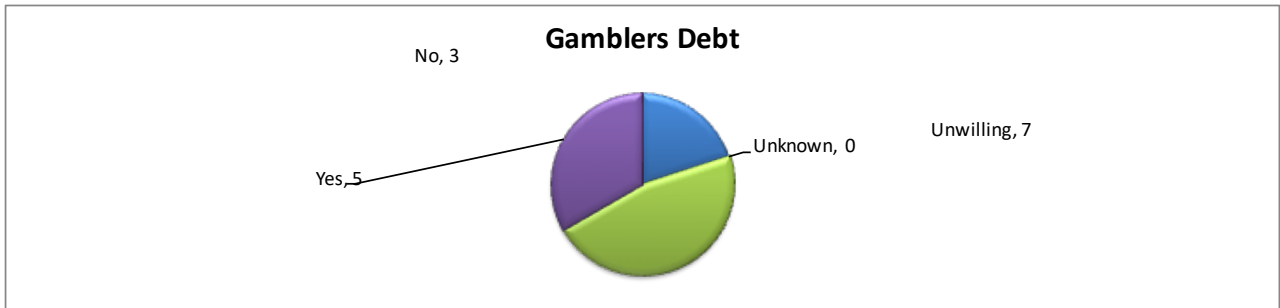
Number of Children	Calls	Percent
No children	12	80%

**Problem Gamblers Helpline  
Arkansas Report**

One Child	0	0%
Two Children	2	13%
Three Children	0	0%
Four Children	1	7%
Five Children	0	0%
Six Children	0	0%
Seven Children or More	0	0%
Unwilling	0	0%
<b>Total</b>	<b>15</b>	<b>100%</b>



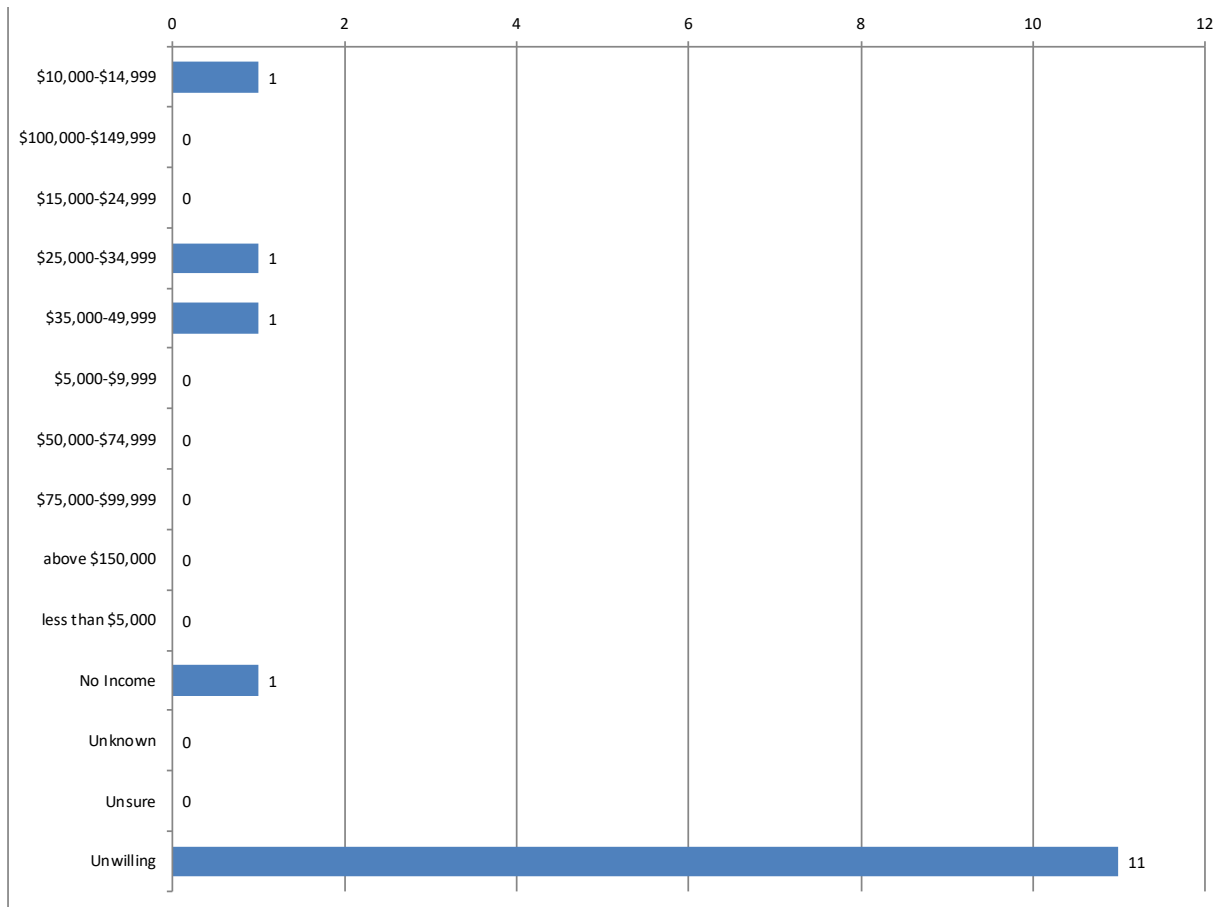
Gamblers Debt	Calls	Percent
No	3	20%
Unknown	0	0%
Unwilling	7	47%
Yes	5	33%
<b>Total</b>	<b>15</b>	<b>100%</b>



Calls by Gambler Salary	Calls	Percent
\$10,000-\$14,999	1	7%
\$100,000-\$149,999	0	0%
\$15,000-\$24,999	0	0%
\$25,000-\$34,999	1	7%
\$35,000-49,999	1	7%
\$5,000-\$9,999	0	0%
\$50,000-\$74,999	0	0%
\$75,000-\$99,999	0	0%
above \$150,000	0	0%
less than \$5,000	0	0%
No Income	1	7%
Unknown	0	0%
Unsure	0	0%
Unwilling	11	73%
<b>Total</b>	<b>15</b>	<b>100%</b>

**Calls by Gambler Salary**

**Problem Gamblers Helpline  
Arkansas Report**



How Caller Heard of Problem Gamblers Helpline	Calls	Percent
Billboard	0	0%
Bingo Hall	0	0%
Brochure	0	0%
Casino	0	0%
Casino Card	0	0%
Court	0	0%
Crisis Line	0	0%
ESPN Mobile	0	0%
Family Member	0	0%
Friend	1	7%
Horserace/Racetrack	0	0%
Internet	8	53%
Lottery	0	0%
Newspaper	0	0%
Phone Operator (411)	0	0%
Phonebook	0	0%
Radio	0	0%
Repeat Caller	0	0%
Store	0	0%
Support Group	0	0%
Therapist	0	0%
Treatment Facility	0	0%
TV Commercial	0	0%
TV Program	0	0%
Unsure	0	0%
Work	0	0%
Unwilling/Other	6	40%
<b>Total</b>	<b>15</b>	<b>100%</b>

**How Caller Heard of the Helpline**

**Problem Gamblers Helpline  
Arkansas Report**

