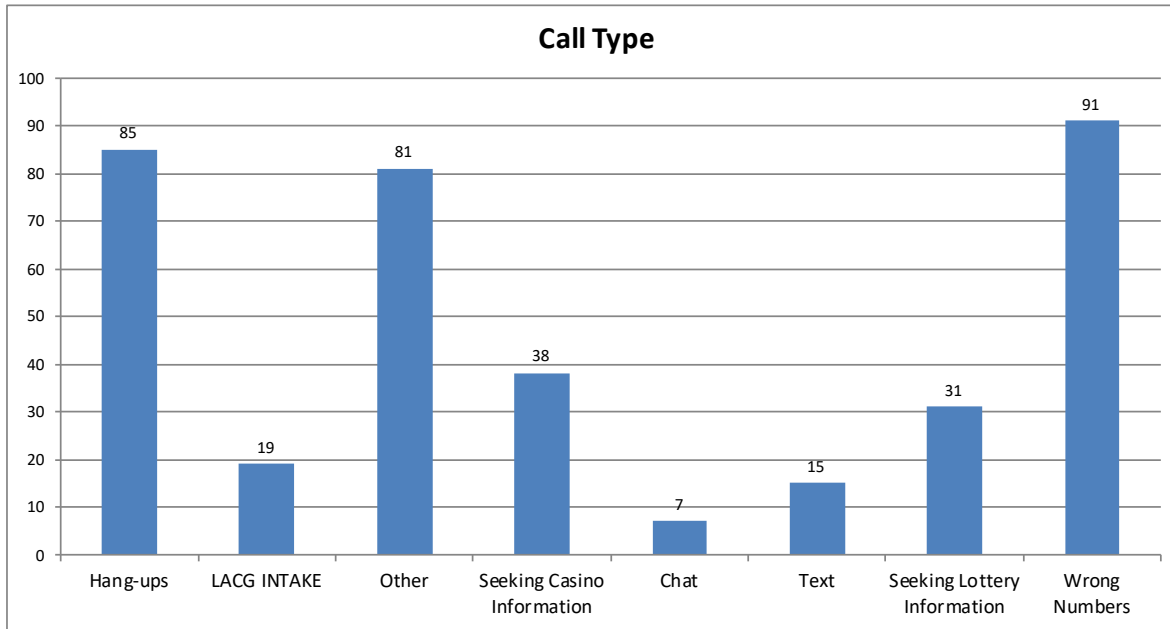


**Problem Gamblers Helpline
Arkansas Report
Problem Gamblers Helpline 6/1/2025 - 6/30/2025 Arkansas Report**

Total Calls 367
Total LACG Intakes 19

Call Type	Call Type	Average Type
Hang-ups	85	23%
LACG INTAKE	19	5%
Other	81	22%
Seeking Casino Information	38	10%
Chat	7	2%
Text	15	4%
Seeking Lottery Information	31	8%
Wrong Numbers	91	25%
Total	367	100%

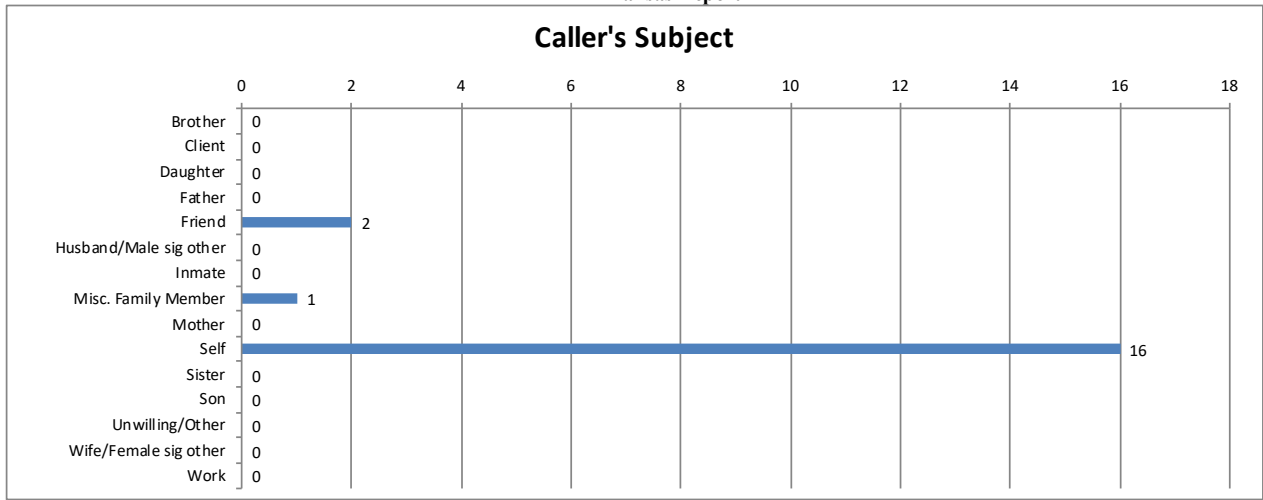


Suicide	Calls	Percent
No	17	89%
Past	1	5%
Present	1	5%
Total	19	100%

Caller's Subject	Calls	Percent
Brother	0	0%
Client	0	0%
Daughter	0	0%
Father	0	0%
Friend	2	11%
Husband/Male sig other	0	0%
Inmate	0	0%
Misc. Family Member	1	5%
Mother	0	0%
Self	16	84%
Sister	0	0%
Son	0	0%
Unwilling/Other	0	0%
Wife/Female sig other	0	0%
Work	0	0%
Total	19	100%

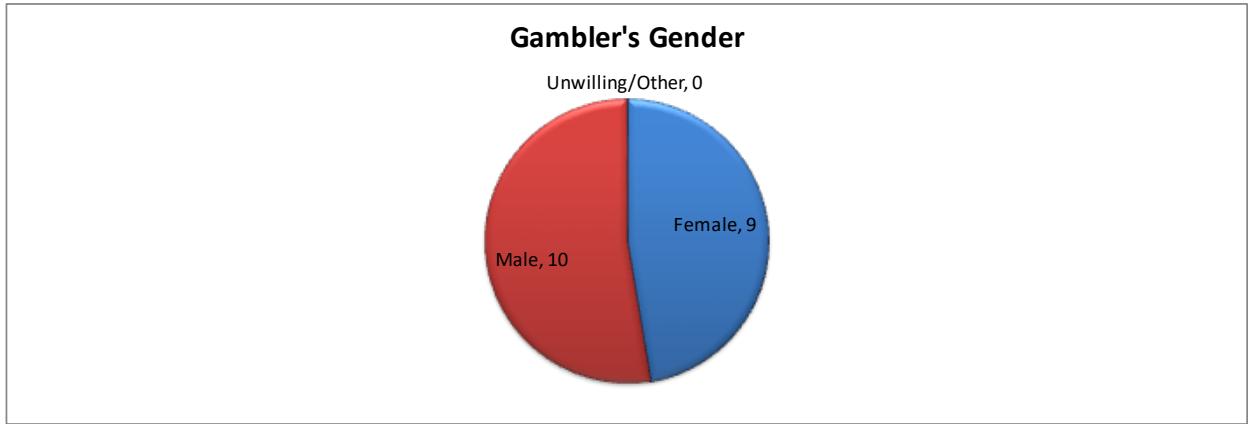
**Problem Gamblers Helpline
Arkansas Report**

Caller's Subject



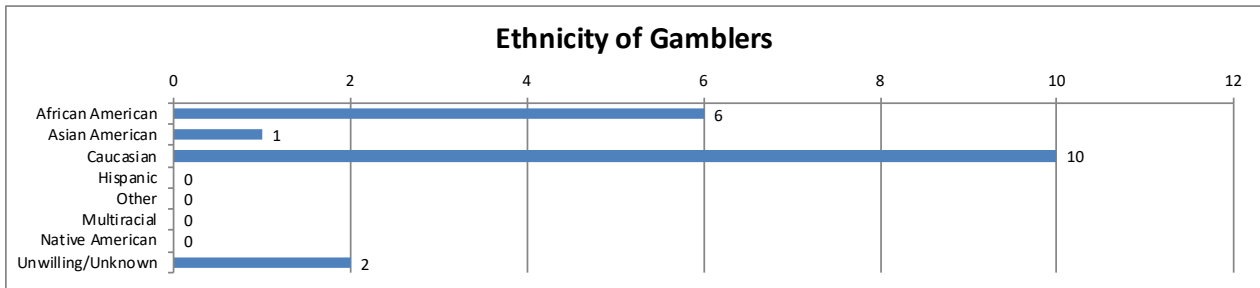
Gambler's Gender	Calls	Percent
Female	9	47%
Male	10	53%
Unwilling/Other	0	0%
Total	19	100%

Gambler's Gender



Ethnicity of Gambler	Calls	Percent
African American	6	32%
Asian American	1	5%
Caucasian	10	53%
Hispanic	0	0%
Other	0	0%
Multiracial	0	0%
Native American	0	0%
Unwilling/Unknown	2	11%
Total	19	100%

Ethnicity of Gamblers



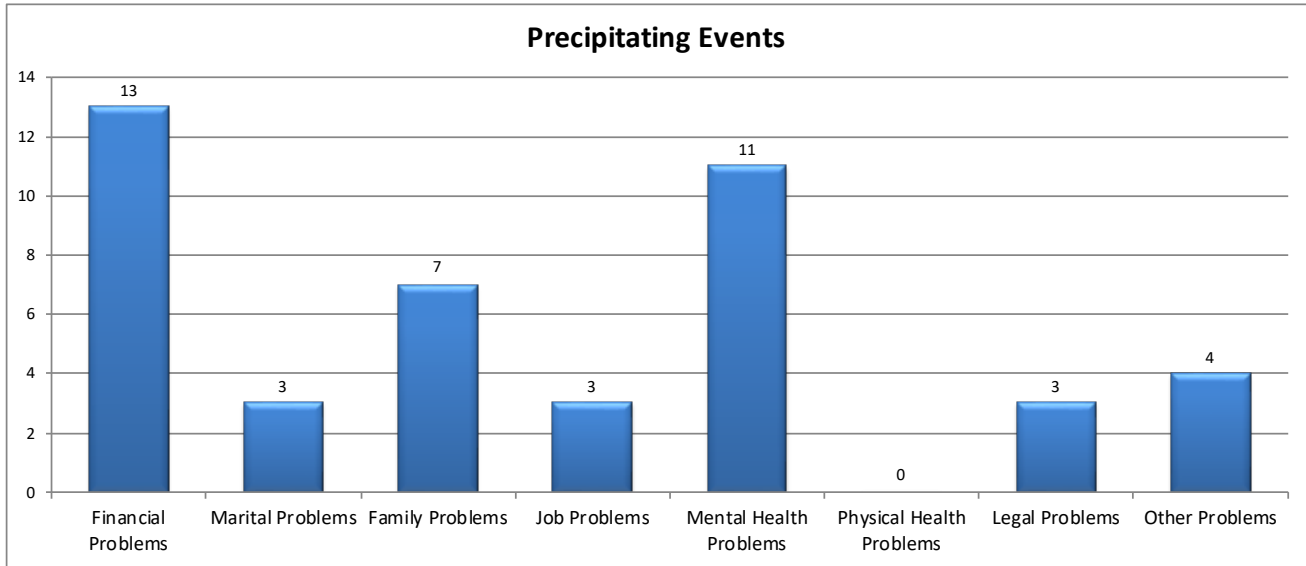
Precipitating Event	Calls	Percent
---------------------	-------	---------

**Problem Gamblers Helpline
Arkansas Report**

Financial Problems	13	68%
Marital Problems	3	16%
Family Problems	7	37%
Job Problems	3	16%
Mental Health Problems	11	58%
Physical Health Problems	0	0%
Legal Problems	3	16%
Other Problems	4	21%

* Percent greater than 100 because many individuals indicated more than one problem area.

The percent associated with each type of gambling indicates what percent of all the callers indicated that form of gambling was a problem for them.

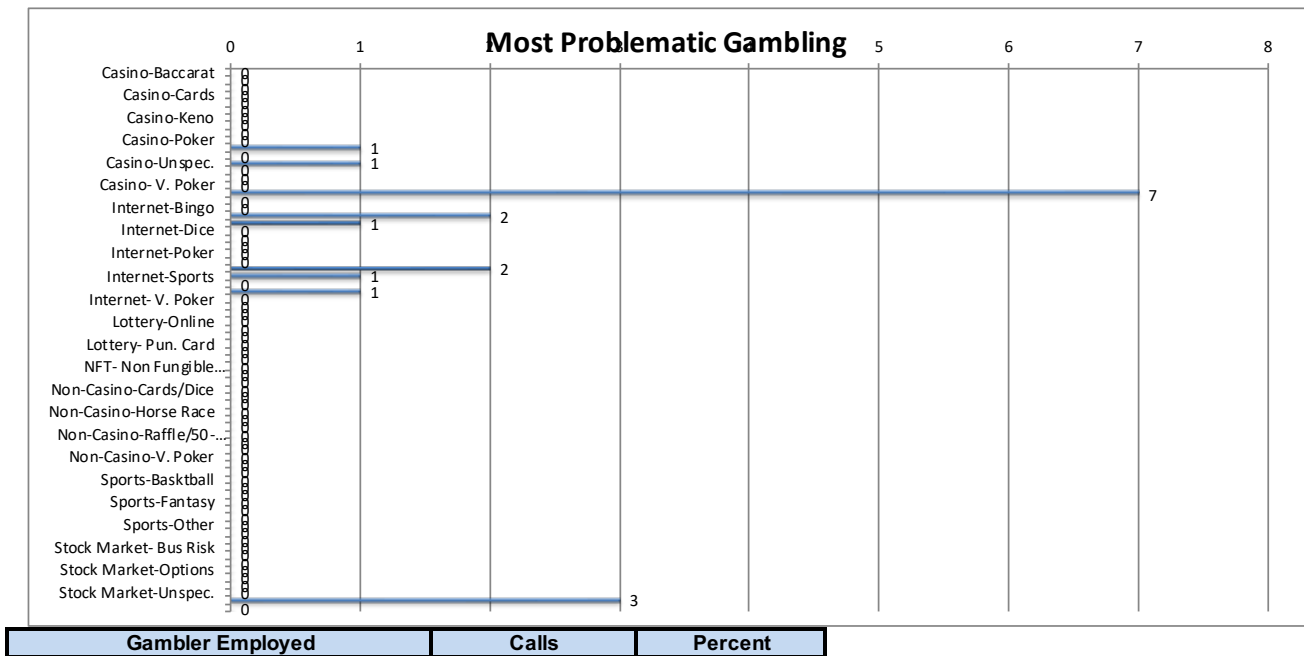


Most Problematic Gambling	Calls	Percent
Casino-Baccarat	0	0%
Casino-Bingo	0	0%
Casino-Blackjack	0	0%
Casino-Cards	0	0%
Casino-Dice	0	0%
Casino-Horserace	0	0%
Casino-Keno	0	0%
Casino-Other	0	0%
Casino-Pari-mut	0	0%
Casino-Poker	0	0%
Casino-Roulette	1	5%
Casino-Sports	0	0%
Casino-Unspec.	1	5%
Casino-Unwilling	0	0%
Casino- V. Keno	0	0%
Casino- V. Poker	0	0%
Casino-Slots	7	37%
Internet-Baccarat	0	0%
Internet-Bingo	0	0%
Internet-Blackjack	2	11%
Internet- Crypto	1	5%
Internet-Dice	0	0%
Internet-Keno	0	0%
Internet-Lottery	0	0%
Internet-Poker	0	0%
Internet-Roulette	0	0%
Internet-Slots	2	11%
Internet-Sports	1	5%
Internet-Table Games	0	0%
Internet-Unspec.	1	5%

Problem Gamblers Helpline

Arkansas Report

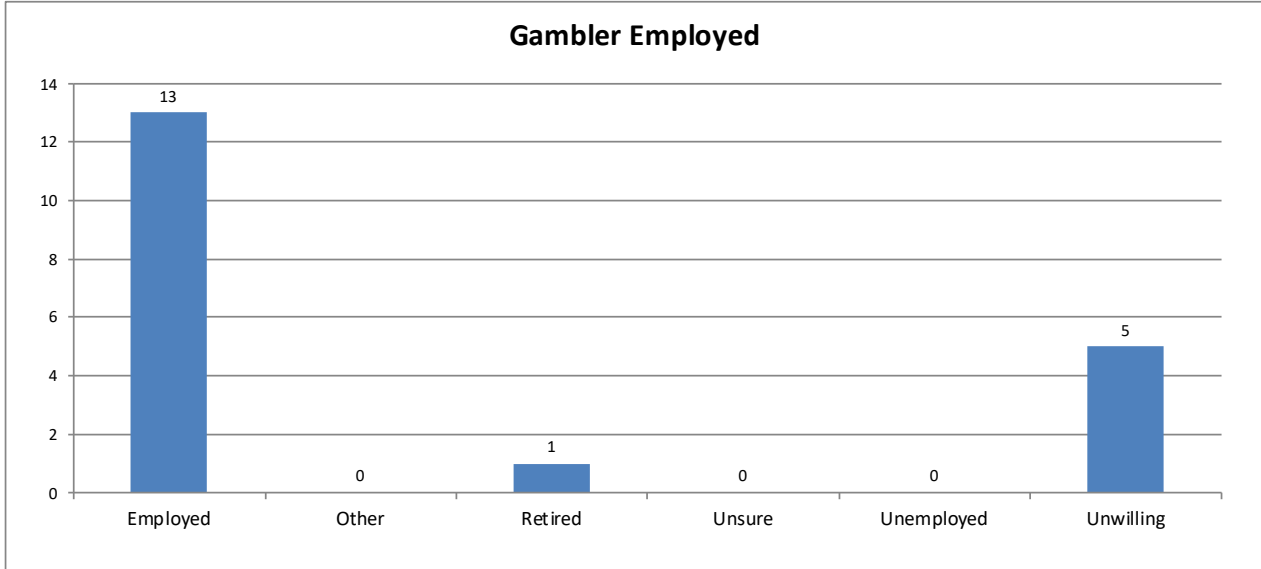
Internet- V. Poker	0	0%
Lottery-Lotto	0	0%
Lottery-Numbers	0	0%
Lottery-Online	0	0%
Lottery-Other	0	0%
Lottery- Pull Tab	0	0%
Lottery- Pun. Card	0	0%
Lottery-Scratch Offs	0	0%
Lottery-Sweeps	0	0%
NFT- Non Fungible Tokens	0	0%
Non-Casino-8-Liner	0	0%
Non-Casino-Bingo	0	0%
Non-Casino-Cards/Dice	0	0%
Non-Casino-Crypto	0	0%
Non-Casino-Dog Race	0	0%
Non-Casino-Horse Race	0	0%
Non-Casino-Internet	0	0%
Non-Casino-Poker Rm	0	0%
Non-Casino-Raffle/50-50 Drawings	0	0%
Non-Casino-Skill Machines	0	0%
Non-Casino-Slots	0	0%
Non-Casino-V. Poker	0	0%
Non-Casino-Video Gaming	0	0%
Sports-Baseball	0	0%
Sports-Basketball	0	0%
Sports-Casino	0	0%
Sports-Cock Fight	0	0%
Sports-Fantasy	0	0%
Sports-Football	0	0%
Sports-Hockey	0	0%
Sports-Other	0	0%
Sports-Soccer	0	0%
Sports-Unspec.	0	0%
Stock Market- Bus Risk	0	0%
Stock Market-Day Trade	0	0%
Stock Market-Margin	0	0%
Stock Market-Options	0	0%
Stock Market-Other	0	0%
Stock Market-Stocks	0	0%
Stock Market-Unspec.	0	0%
Unspec./Unwilling/Other	3	16%
VGT-Video Gaming Terminals	0	0%
Total	19	100%



Problem Gamblers Helpline

Arkansas Report

Employed	13	68%
Other	0	0%
Retired	1	5%
Unsure	0	0%
Unemployed	0	0%
Unwilling	5	26%
Total	19	100%



Age Group of Gamblers	Calls	Percent
13-17	1	5%
18-24	3	16%
25-34	5	26%
35-44	1	5%
45-54	4	21%
55-64	1	5%
65+	1	5%
Unsure	0	0%
Unwilling	3	16%
Total	19	100%

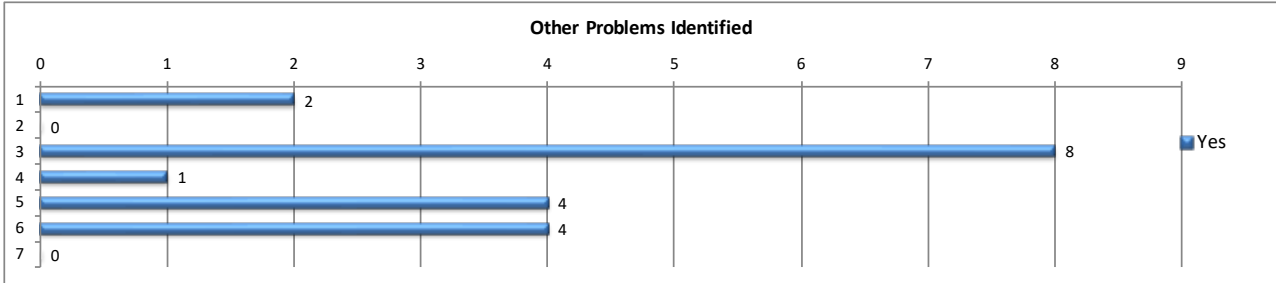


Other Problems Identified	Yes	No
---------------------------	-----	----


Problem Gamblers Helpline

Arkansas Report

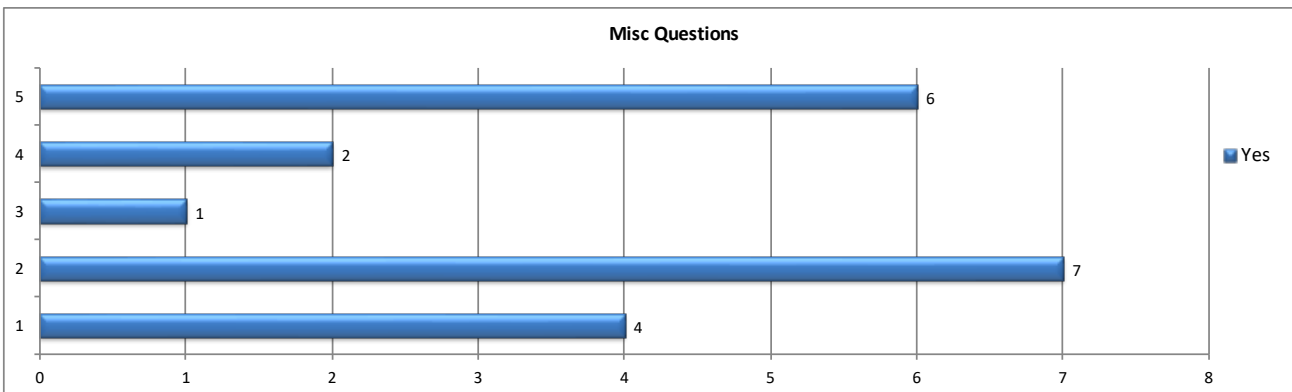
	Yes	Percentage	No	Percentage
Alcoholism	2	10.5%	12	63.2%
Drug Abuse	0	0.0%	14	73.7%
Depression	8	42.1%	7	36.8%
Eating Disorder	1	5.3%	12	63.2%
Overspending	4	21.1%	10	52.6%
Smoking	4	21.1%	10	52.6%
Sexual Addiction	0	0.0%	13	68.4%



Problems Identified in Family	Yes		No	
	Yes	Percentage	No	Percentage
Abuse	1	5.3%	8	42.1%
Alcoholism	1	5.3%	8	42.1%
Drug Abuse	2	10.5%	7	36.8%
Eating Disorder	0	0.0%	9	47.4%
Gambling	0	0.0%	9	47.4%



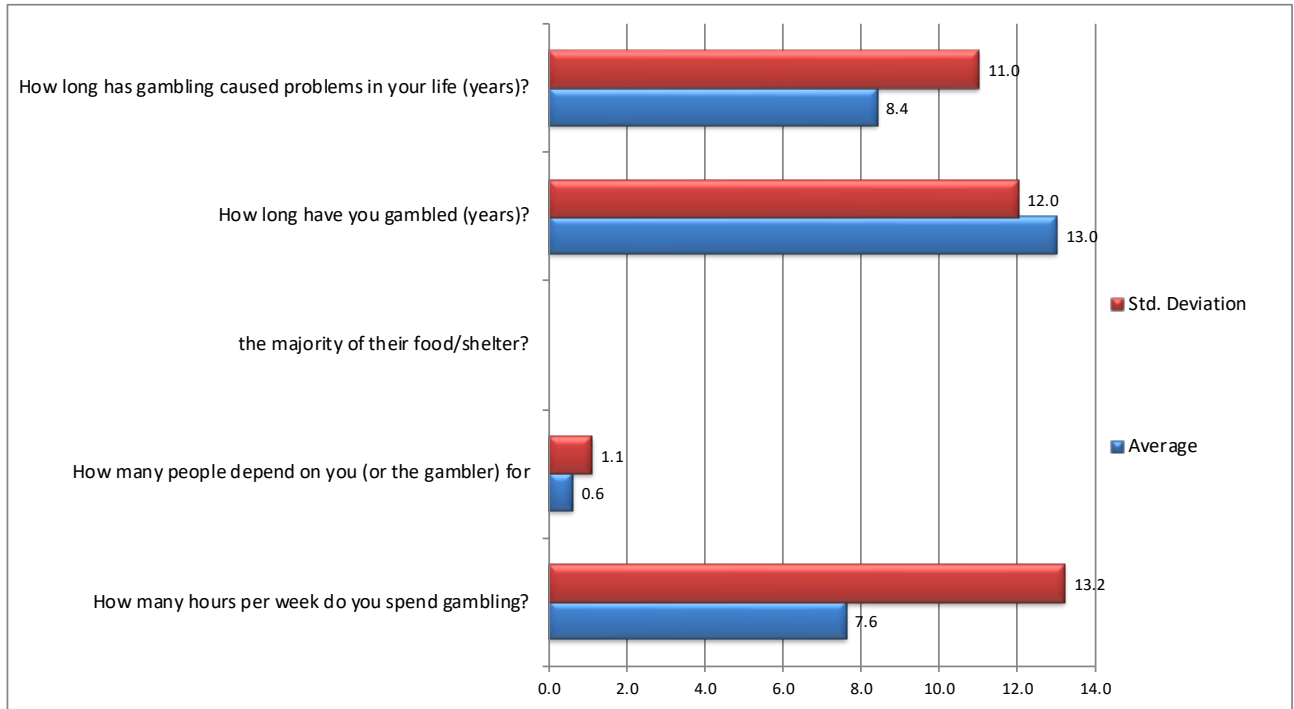
Misc Questions	Yes		No	
	Yes	Percentage	No	Percentage
Do you have mental health insurance?	4	21%	8	42%
Are you familiar with GA?	7	37%	6	32%
Are you a Veteran?	1	5%	11	58%
Have you ever filed bankruptcy?	2	11%	11	58%
Have you ever had credit problems?	6	32%	7	37%



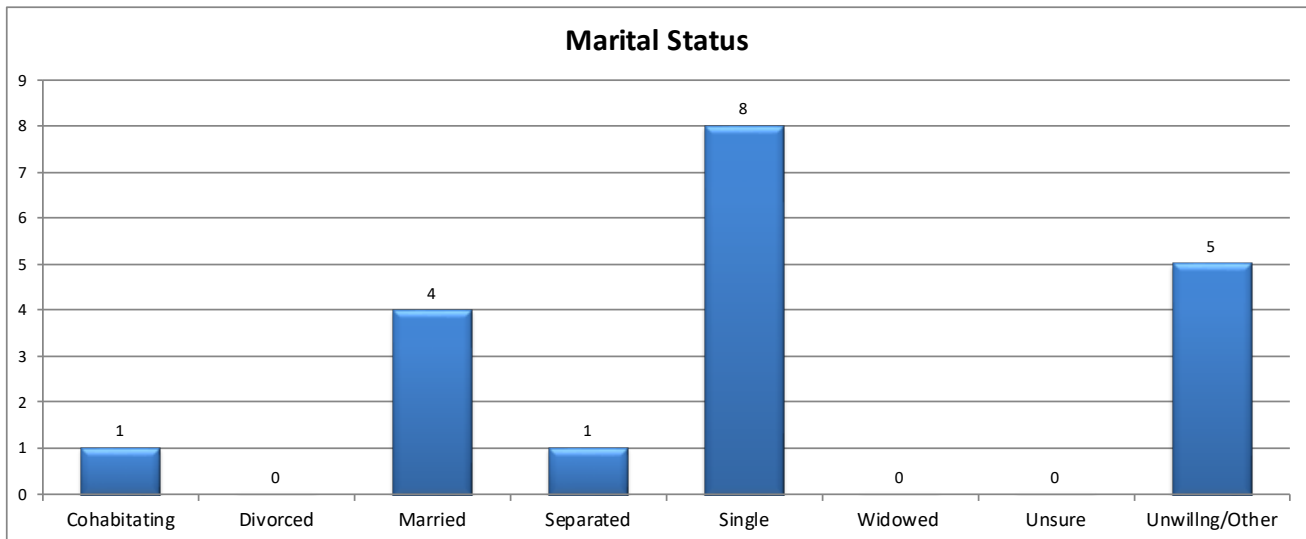
Gambling Activity	Average	Std. Deviation
How many hours per week do you spend gambling	7.6	13.2

**Problem Gamblers Helpline
Arkansas Report**

How many people depend on you (or the gambler) for the majority of their food/shelter?	0.6	1.1
How long have you gambled (years)?	13.0	12.0
How long has gambling caused problems in your life (years)?	8.4	11.0



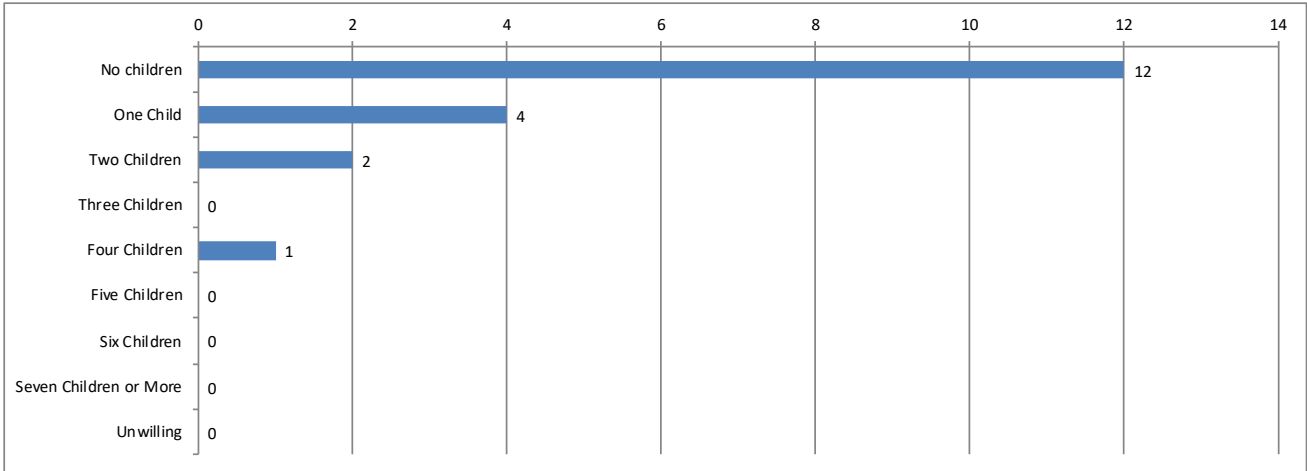
Marital Status	Calls	Percent
Cohabiting	1	5%
Divorced	0	0%
Married	4	21%
Separated	1	5%
Single	8	42%
Widowed	0	0%
Unsure	0	0%
Unwillng/Other	5	26%
Total	19	100%



Number of Children	Calls	Percent
No children	12	63%

**Problem Gamblers Helpline
Arkansas Report**

One Child	4	21%
Two Children	2	11%
Three Children	0	0%
Four Children	1	5%
Five Children	0	0%
Six Children	0	0%
Seven Children or More	0	0%
Unwilling	0	0%
Total	19	100%



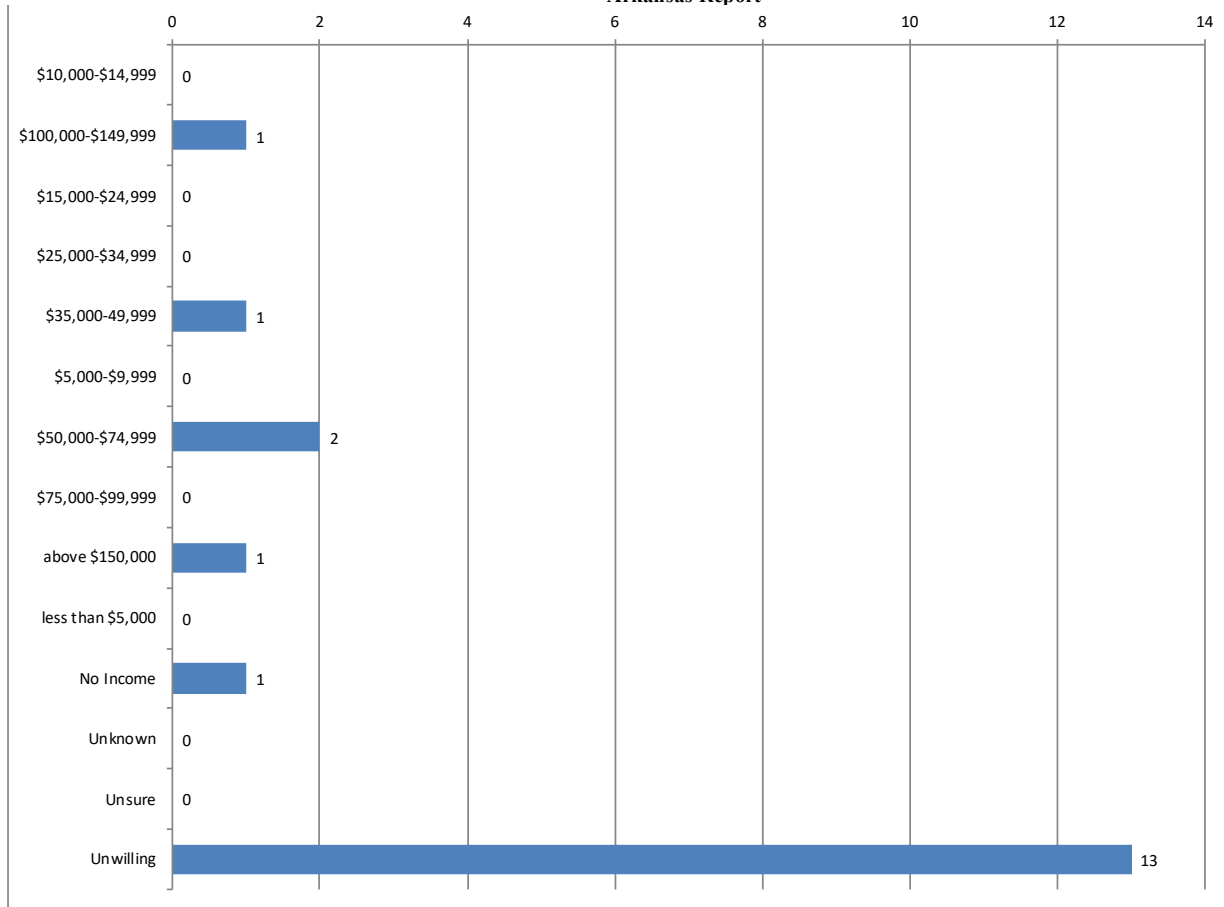
Gamblers Debt	Calls	Percent
No	2	11%
Unknown	0	0%
Unwilling	8	42%
Yes	9	47%
Total	19	100%



Calls by Gambler Salary	Calls	Percent
\$10,000-\$14,999	0	0%
\$100,000-\$149,999	1	5%
\$15,000-\$24,999	0	0%
\$25,000-\$34,999	0	0%
\$35,000-49,999	1	5%
\$5,000-\$9,999	0	0%
\$50,000-\$74,999	2	11%
\$75,000-\$99,999	0	0%
above \$150,000	1	5%
less than \$5,000	0	0%
No Income	1	5%
Unknown	0	0%
Unsure	0	0%
Unwilling	13	68%
Total	19	100%

Calls by Gambler Salary

**Problem Gamblers Helpline
Arkansas Report**



How Caller Heard of Problem Gamblers Helpline	Calls	Percent
Billboard	0	0%
Bingo Hall	0	0%
Brochure	0	0%
Casino	1	5%
Casino Card	0	0%
Court	0	0%
Crisis Line	0	0%
ESPN Mobile	0	0%
Family Member	0	0%
Friend	0	0%
Horserace/Racetrack	0	0%
Internet	7	37%
Lottery	0	0%
Newspaper	0	0%
Phone Operator (411)	0	0%
Phonebook	0	0%
Radio	0	0%
Repeat Caller	0	0%
Store	0	0%
Support Group	0	0%
Therapist	0	0%
Treatment Facility	0	0%
TV Commercial	1	5%
TV Program	0	0%
Unsure	0	0%
Work	0	0%
Unwilling/Other	10	53%
Total	19	100%

How Caller Heard of the Helpline

Problem Gamblers Helpline
Arkansas Report

