

**Problem Gamblers Helpline  
Arkansas Report**

**Problem Gamblers Helpline 3/1/2023-3/31/2023 Arkansas Report**

**Total Calls** 492  
**Total LACG Intakes** 14

Call Type	Call Type	Average Type
Hang-ups	104	21%
LACG INTAKE	14	3%
Other	65	13%
Seeking Casino Information	126	26%
Seeking Lottery Information	73	15%
Wrong Numbers	110	22%
Total	492	100%

Suicide	Calls	Percent
No	14	100%
Past	0	0%
Present	0	0%
Total	14	100%

Caller's Subject	Calls	Percent
Brother	0	0%
Client	0	0%
Daughter	0	0%
Father	0	0%
Friend	0	0%
Husband/Male sig other	0	0%
Inmate	0	0%
Misc. Family Member	0	0%
Mother	0	0%
Self	13	93%
Sister	0	0%
Son	0	0%
Unwilling/Other	1	7%
Wife/Female sig other	0	0%
Work	0	0%
Total	14	100%

Gambler's Gender	Calls	Percent
Female	7	50%
Male	6	43%
Unwilling/Other	1	7%
Total	14	100%

Ethnicity of Gambler	Calls	Percent
African American	4	29%
Asian American	0	0%
Caucasian	7	50%
Hispanic	1	7%
Other	0	0%
Multiracial	0	0%
Native American	0	0%
Unwilling/Unknown	2	14%
Total	14	100%

**Problem Gamblers Helpline  
Arkansas Report**

Precipitating Event	Calls	Percent
Financial Problems	6	43%
Marital Problems	1	7%
Family Problems	2	14%
Job Problems	0	0%
Mental Health Problems	3	21%
Physical Health Problems	0	0%
Legal Problems	0	0%
Other Problems	5	36%

\* Percent greater than 100 because many individuals indicated more than one problem area.

The percent associated with each type of gambling indicates what percent of all the callers indicated that form of gambling was a problem for them.

Most Problematic Gambling	Calls	Percent
Casino-Baccarat	0	0%
Casino-Bingo	1	7%
Casino-Blackjack	1	7%
Casino-Cards	0	0%
Casino-Dice	0	0%
Casino-Horserace	0	0%
Casino-Keno	0	0%
Casino-Other	0	0%
Casino-Pari-mut	0	0%
Casino-Poker	0	0%
Casino-Roulette	1	7%
Casino-Sports	0	0%
Casino-Unspec.	0	0%
Casino-Unwilling	0	0%
Casino- V. Keno	0	0%
Casino- V. Poker	0	0%
Casino-Slots	5	36%
Internet-Baccarat	0	0%
Internet-Bingo	0	0%
Internet-Blackjack	0	0%
Internet-Dice	0	0%
Internet-Keno	0	0%
Internet-Lottery	0	0%
Internet-Poker	0	0%
Internet-Roulette	0	0%
Internet-Slots	1	7%
Internet-Sports	0	0%
Internet-Table Games	1	7%
Internet-Unspec.	1	7%
Internet- V. Poker	0	0%
Lottery-Lotto	0	0%
Lottery-Numbers	0	0%
Lottery-Online	0	0%
Lottery-Other	0	0%
Lottery- Pull Tab	0	0%
Lottery- Pun. Card	0	0%
Lottery-Scratch Offs	0	0%
Lottery-Sweeps	0	0%
NFT- Non Fungible Tokens	0	0%
Non-Casino-8-Liner	0	0%
Non-Casino-Bingo	0	0%
Non-Casino-Cards/Dice	1	7%
Non-Casino-Crypto	0	0%
Non-Casino-Dog Race	0	0%
Non-Casino-Horse Race	0	0%
Non-Casino-Internet	0	0%
Non-Casino-Poker Rm	0	0%
Non-Casino-Raffle/50-50 Drawings	0	0%
Non-Casino-Skill Machines	0	0%
Non-Casino-Slots	0	0%
Non-Casino-V. Poker	0	0%
Non-Casino-Video Gaming	0	0%
Sports-Baseball	0	0%

**Problem Gamblers Helpline  
Arkansas Report**

Sports-Basketball	0	0%
Sports-Casino	0	0%
Sports-Cock Fight	0	0%
Sports-Fantasy	0	0%
Sports-Football	0	0%
Sports-Hockey	0	0%
Sports-Other	0	0%
Sports-Soccer	0	0%
Sports-Unspec.	0	0%
Stock Market- Bus Risk	0	0%
Stock Market-Day Trade	0	0%
Stock Market-Margin	0	0%
Stock Market-Options	0	0%
Stock Market-Other	0	0%
Stock Market-Stocks	0	0%
Stock Market-Unspec.	0	0%
Unspec./Unwilling/Other	2	14%
VGT-Video Gaming Terminals	0	0%
<b>Total</b>	<b>14</b>	<b>100%</b>

<b>Gambler Employed</b>	<b>Calls</b>	<b>Percent</b>
Employed	6	43%
Other	1	7%
Retired	1	7%
Unsure	0	0%
Unemployed	3	21%
Unwilling	3	21%
<b>Total</b>	<b>14</b>	<b>100%</b>

<b>Age Group of Gamblers</b>	<b>Calls</b>	<b>Percent</b>
13-17	0	0%
18-24	2	14%
25-34	1	7%
35-44	5	36%
45-54	1	7%
55-64	2	14%
65+	1	7%
Unsure	0	0%
Unwilling	2	14%
<b>Total</b>	<b>14</b>	<b>100%</b>

<b>Other Problems Identified</b>	<b>Yes</b>		<b>No</b>	
	<b>Yes</b>	<b>Percentage</b>	<b>No</b>	<b>Percentage</b>
Alcoholism	1	7.1%	10	71.4%
Drug Abuse	2	14.3%	9	64.3%
Depression	2	14.3%	9	64.3%
Eating Disorder	0	0.0%	11	78.6%
Overspending	1	7.1%	10	71.4%
Smoking	2	14.3%	9	64.3%
Sexual Addiction	0	0.0%	11	78.6%

<b>Problems Identified in Family</b>	<b>Yes</b>		<b>No</b>	
	<b>Yes</b>	<b>Percentage</b>	<b>No</b>	<b>Percentage</b>
Abuse	0	0.0%	8	57.1%
Alcoholism	3	21.4%	5	35.7%
Drug Abuse	2	14.3%	6	42.9%
Eating Disorder	0	0.0%	8	57.1%
Gambling	3	21.4%	5	35.7%

**Problem Gamblers Helpline  
Arkansas Report**

Misc Questions	Yes		No	
	Yes	Percentage	No	Percentage
Do you have mental health insurance?	2	14%	7	50%
Are you familiar with GA?	3	21%	8	57%
Are you a Veteran?	0	0%	11	79%
Have you ever filed bankruptcy?	1	7%	10	71%
Have you ever had credit problems?	3	21%	8	57%

Gambling Activity	Average	Std. Deviation
How many hours per week do you spend gambling?	17.7	19.1
How many people depend on you (or the gambler) for the majority of their food/shelter?	0.8	1.9
How long have you gambled (years)?	11.3	10.1
How long has gambling caused problems in your life (years)?	7.5	9.9

Marital Status	Calls	Percent
Cohabiting	1	7%
Divorced	2	14%
Married	4	29%
N/A	0	0%
Separated	0	0%
Single	5	36%
Widowed	0	0%
Unsure	0	0%
Unwilling/Other	2	14%
Total	14	100%

Number of Children	Calls	Percent
No children	11	79%
One Child	0	0%
Two Children	2	14%
Three Children	0	0%
Four Children	0	0%
Five Children	0	0%
Six Children	0	0%
Seven Children or More	1	7%
Unwilling	0	0%
Total	14	100%

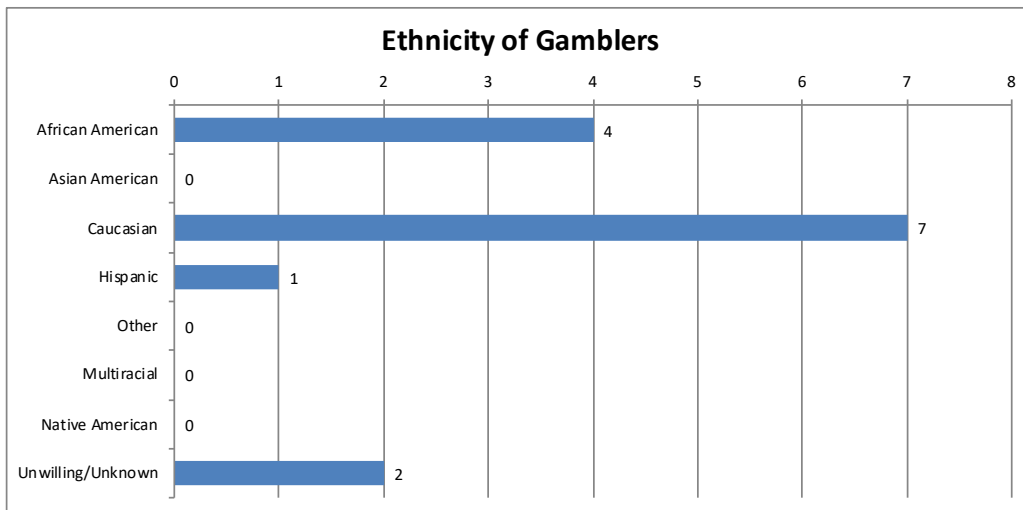
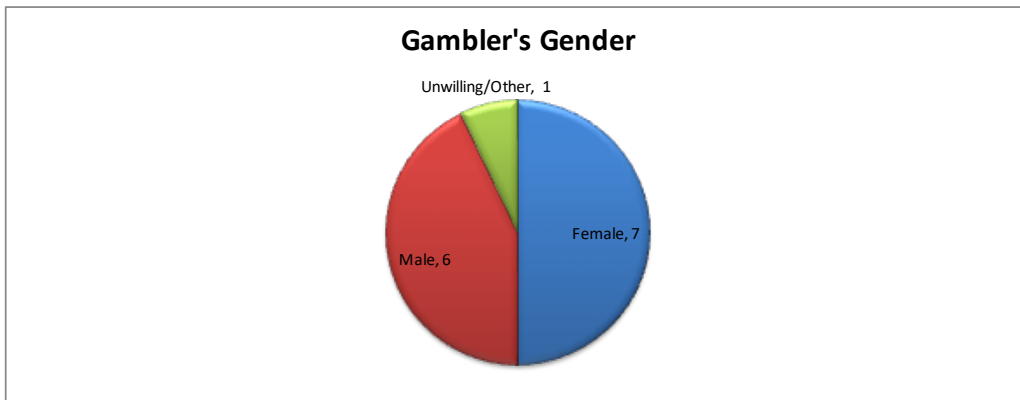
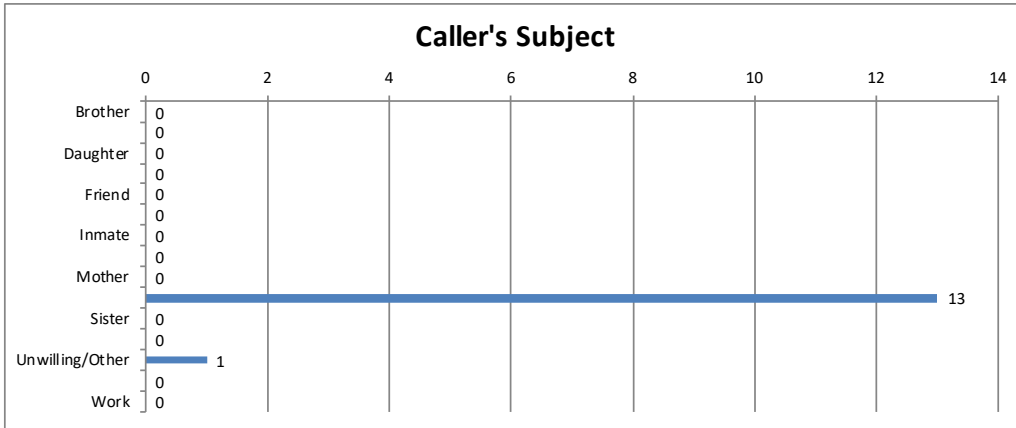
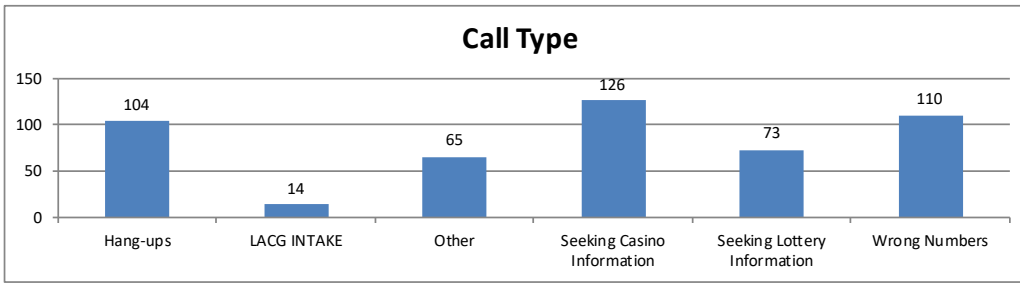
Gamblers Debt	Calls	Percent
No	6	43%
Unknown	0	0%
Unwilling	3	21%
Yes	5	36%
Total	14	100%

**Problem Gamblers Helpline  
Arkansas Report**

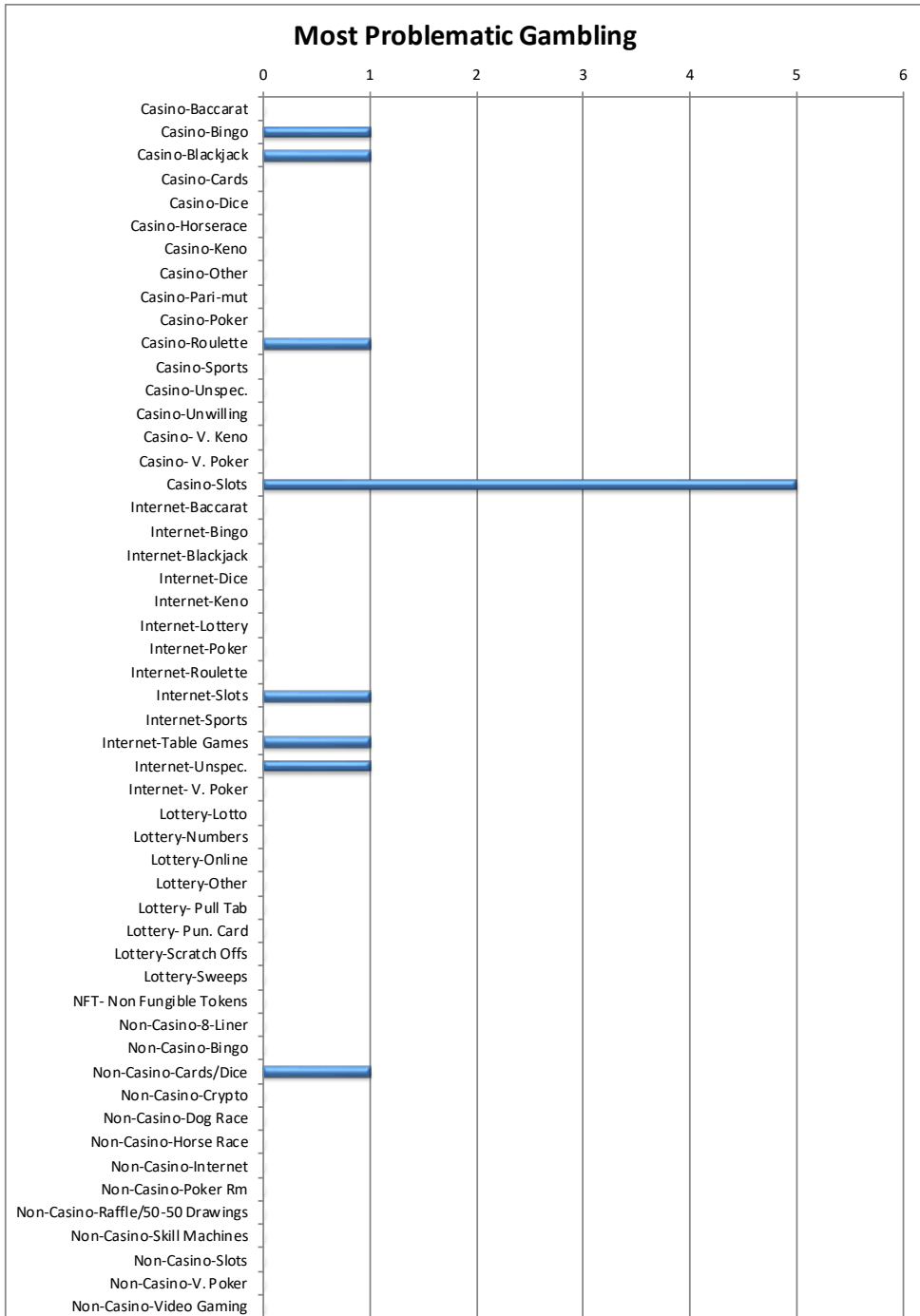
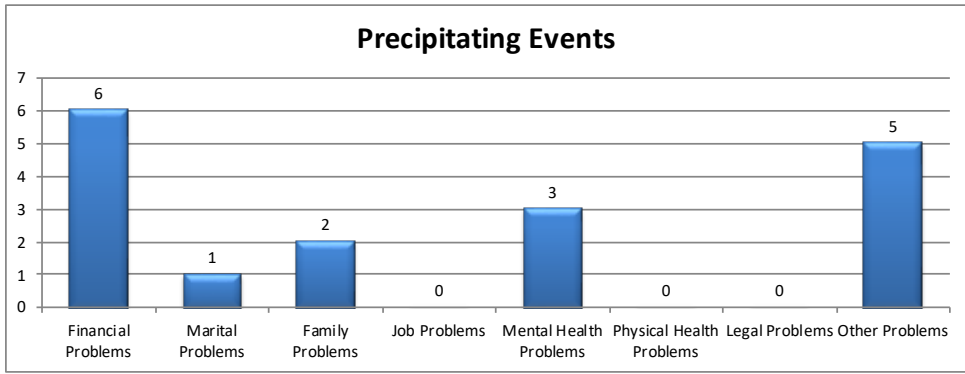
<b>Calls by Gambler Salary</b>	<b>Calls</b>	<b>Percent</b>
\$10,000-\$14,999	0	0%
\$100,000-\$149,999	2	14%
\$15,000-\$24,999	0	0%
\$25,000-\$34,999	1	7%
\$35,000-49,999	1	7%
\$5,000-\$9,999	0	0%
\$50,000-\$74,999	0	0%
\$75,000-\$99,999	0	0%
above \$150,000	0	0%
less than \$5,000	0	0%
No Income	1	7%
Unknown	0	0%
Unsure	0	0%
Unwilling	9	64%
<b>Total</b>	<b>14</b>	<b>100%</b>

<b>How Caller Heard of Problem Gamblers Helpline</b>	<b>Calls</b>	<b>Percent</b>
Billboard	0	0%
Bingo Hall	0	0%
Brochure	1	7%
Casino	2	14%
Casino Card	0	0%
Court	0	0%
Crisis Line	0	0%
Family Member	1	7%
Friend	0	0%
Horserace/Racetrack	0	0%
Internet	4	29%
Lottery	0	0%
Newspaper	0	0%
Phone Operator (411)	0	0%
Phonebook	0	0%
Radio	0	0%
Repeat Caller	0	0%
Store	0	0%
Support Group	0	0%
Therapist	1	7%
Treatment Facility	0	0%
TV Commercial	0	0%
TV Program	0	0%
Unsure	0	0%
Work	0	0%
Unwilling/Other	5	36%
<b>Total</b>	<b>14</b>	<b>100%</b>

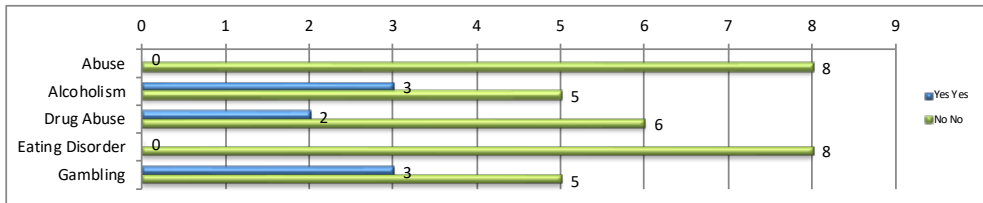

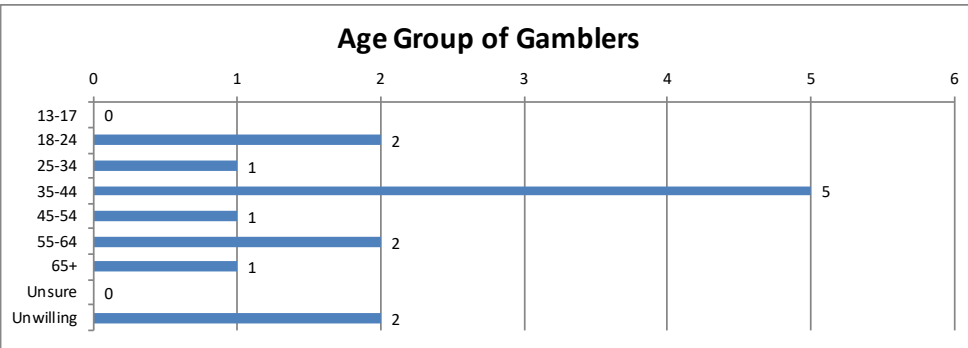
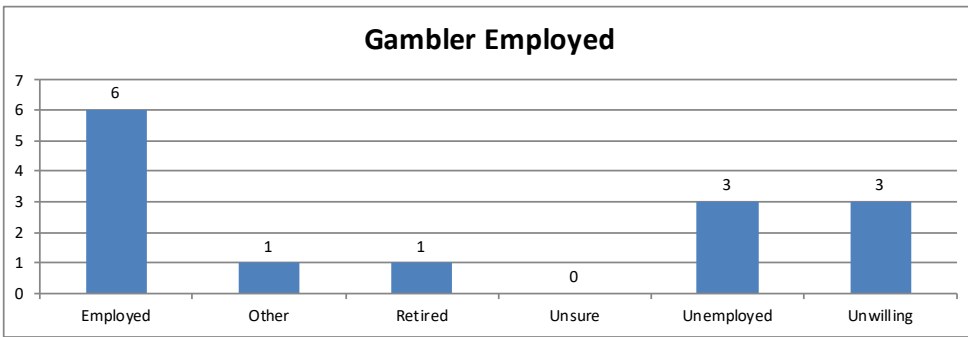
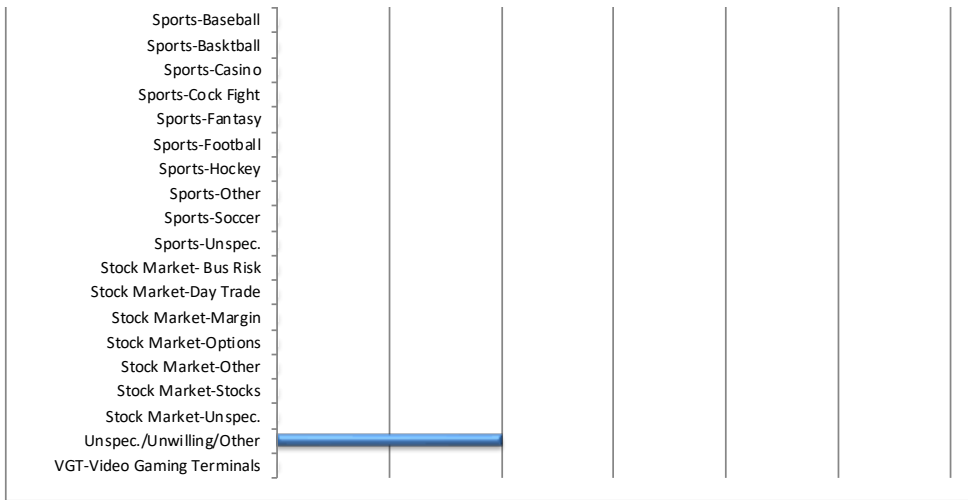
**Problem Gamblers Helpline  
Arkansas Report**



**Problem Gamblers Helpline  
Arkansas Report**

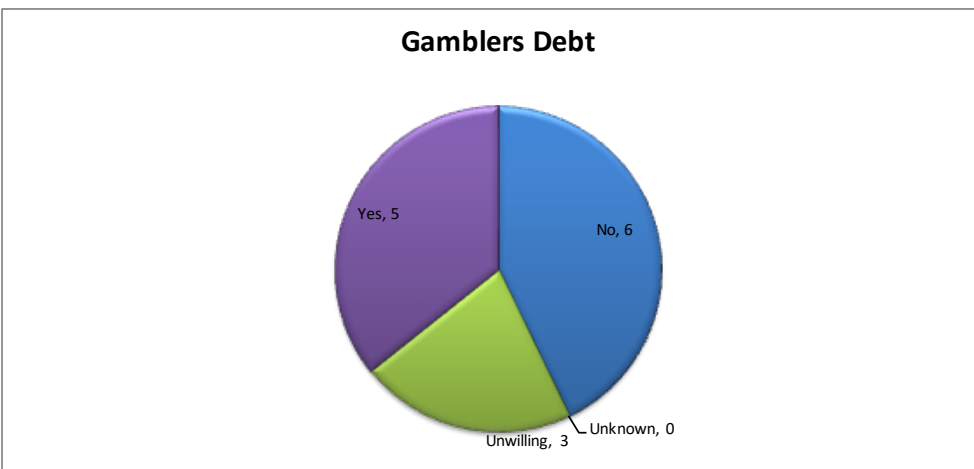
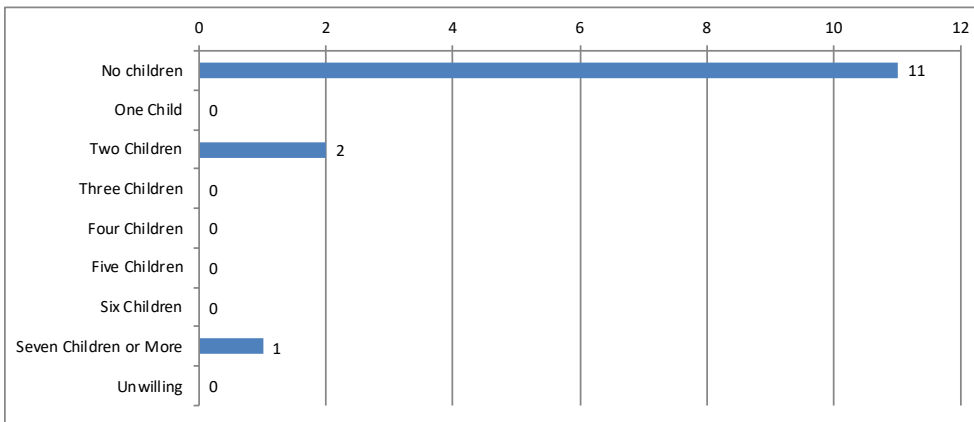
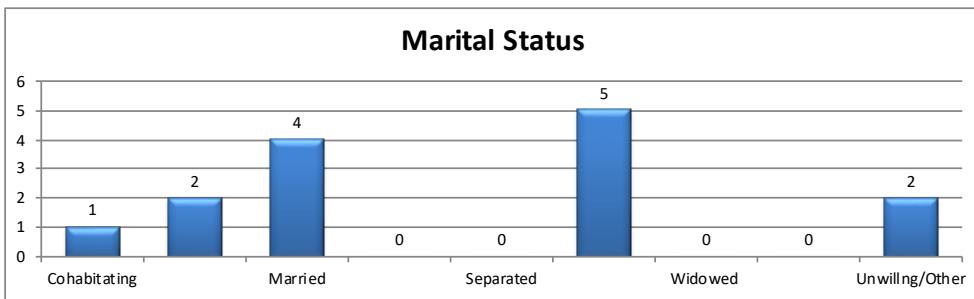
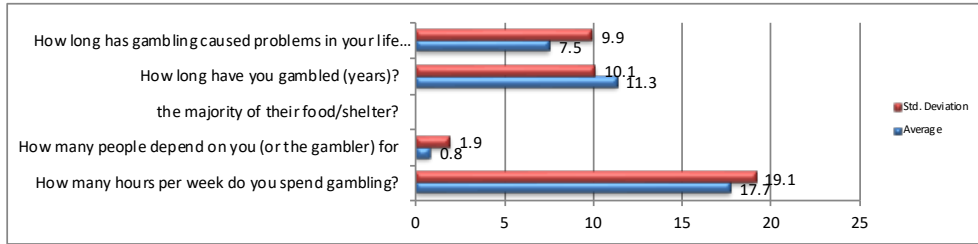
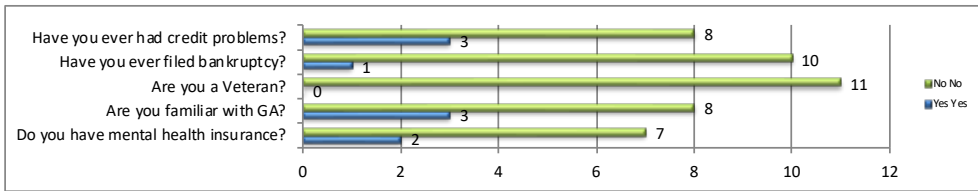


**Problem Gamblers Helpline  
Arkansas Report**





### Problem Gamblers Helpline Arkansas Report



**Problem Gamblers Helpline  
Arkansas Report**

