


**Problem Gamblers Helpline  
Arkansas Report**

**Problem Gamblers Helpline 3/1/2012-3/31/2012 Arkansas Report**


**Total Calls** 1067  
**Total LACG Intakes** 22

Call Type	Call Type	Average Type
Casino	205	19.2%
Hang ups	211	19.8%
LACG Intakes	22	2.1%
Lottery	498	46.7%
Other	6	0.6%
Wrong #	125	11.7%



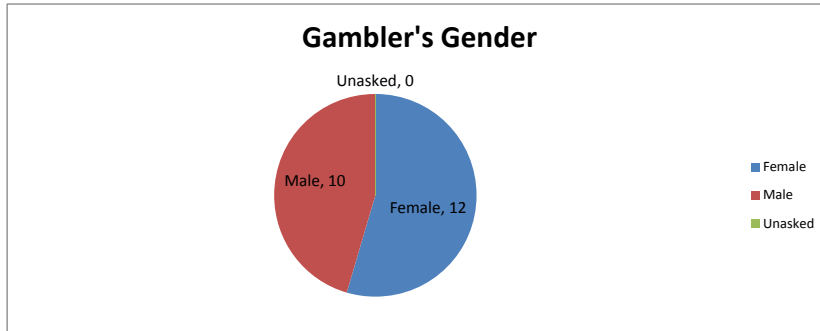
Suicide	Suicide	Average Suicidal
No	21	95%
Past	0	0%
Present	1	5%

Caller's Subject	Caller's Subject	Average Relationship
Clients	0	0%
Family Members	4	18%
Father	0	0%
Friend	0	0%
Husband/Male sig other	3	14%
Mother	0	0%
Self	14	64%
Unknown	0	0%
Wife/Female sig other	1	5%

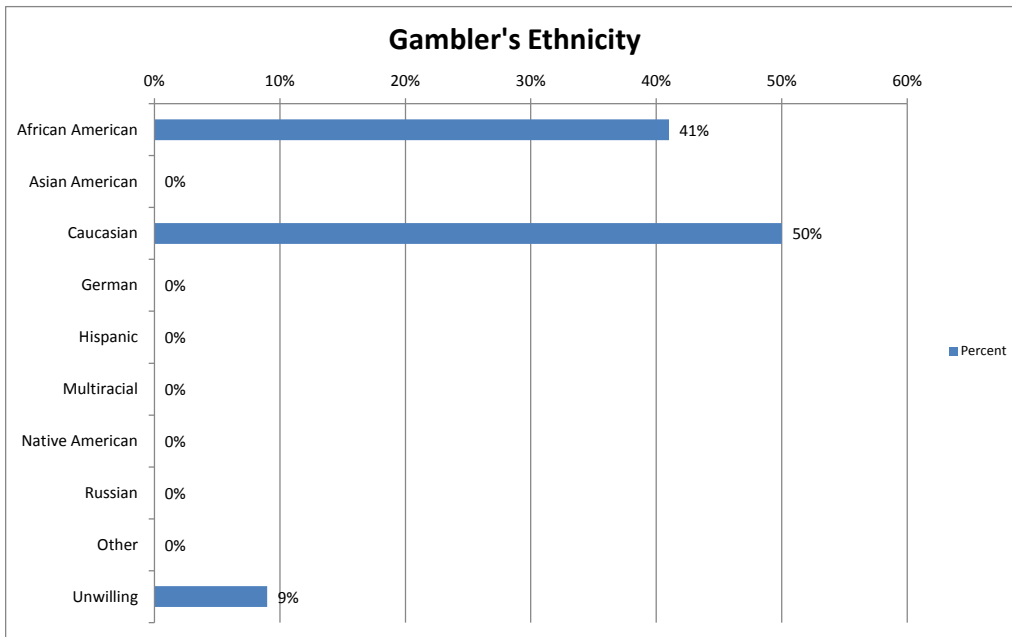


**Problem Gamblers Helpline  
Arkansas Report**

Gambler's Gender	Gambler's Gender	Average Gender
Female	12	55%
Male	10	45%
Unasked	0	0%

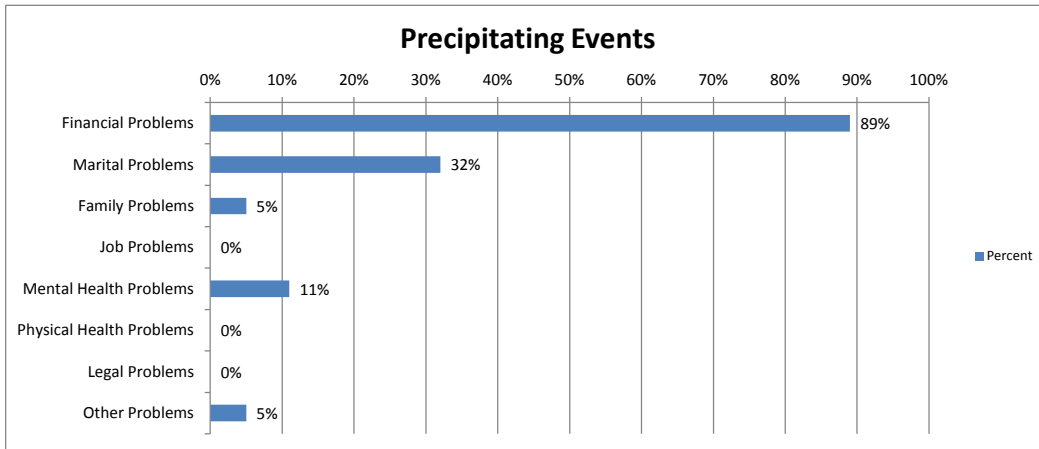


Ethnicity of Gambler	Percent	Calls
African American	41%	9
Asian American	0%	0
Caucasian	50%	11
German	0%	0
Hispanic	0%	0
Multiracial	0%	0
Native American	0%	0
Russian	0%	0
Other	0%	0
Unwilling	9%	2



**Problem Gamblers Helpline  
Arkansas Report**


Precipitating Event	Percent	Calls
Financial Problems	89%	17
Marital Problems	32%	6
Family Problems	5%	1
Job Problems	0%	0
Mental Health Problems	11%	2
Physical Health Problems	0%	0
Legal Problems	0%	0
Other Problems	5%	1



\* Percent greater than 100 because many individuals indicated more than one problem area.

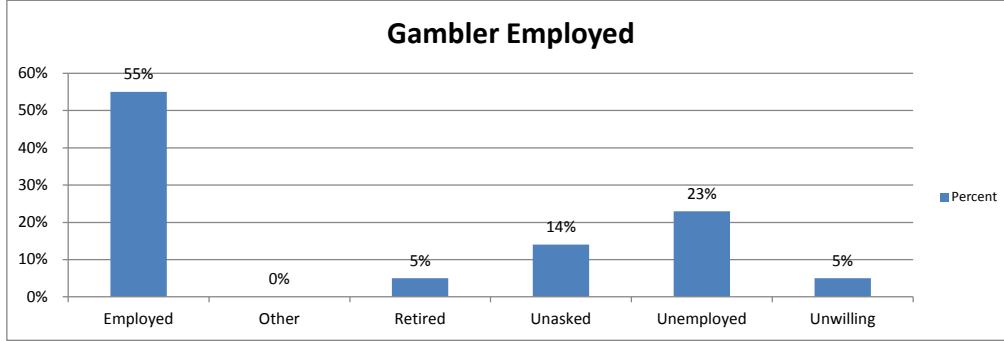
The percent associated with each type of gambling indicates what percent of all the callers indicated that form of gambling was a problem for them.

Most Problematic Gambling	Gambler Prob	Calls
Baccarat	0%	0
Bingo	0%	0
Blackjack	0%	0
Cards	0%	0
Cards/Dice non casino	0%	0
Dice	9%	2
Horseshoe	0%	0
Internet	0%	0
Lotto	14%	3
Poker	5%	1
Scratchoffs	14%	3
Slots	27%	6
Unspec. Lottery	5%	1
Unspec. Casino	18%	4
Unwilling	5%	1
V. Poker	5%	1
Video Poker-Non-Casino	0%	0

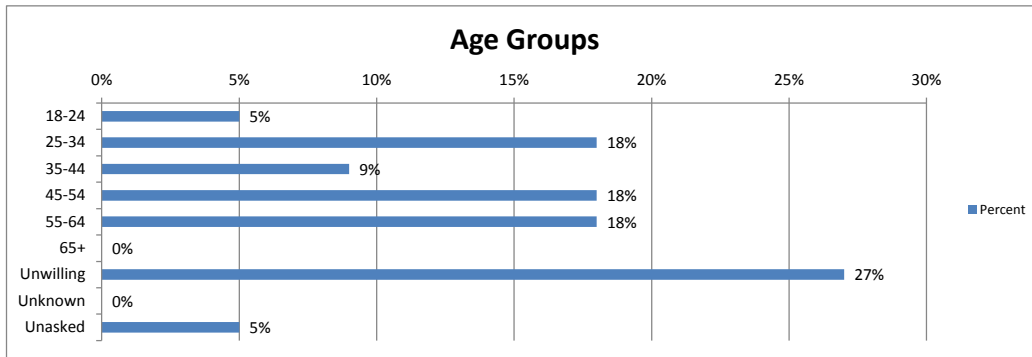


**Problem Gamblers Helpline  
Arkansas Report**

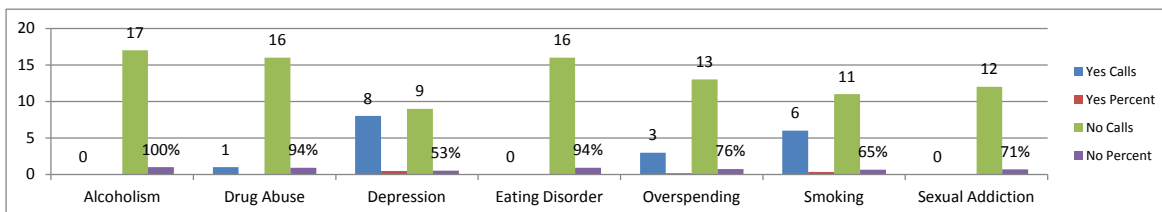
Gambler Employed	Percent	Calls by Gambler
Employed	55%	12
Other	0%	0
Retired	5%	1
Unasked	14%	3
Unemployed	23%	5
Unwilling	5%	1



Age Group of Gamblers	Percent	Calls
18-24	5%	1
25-34	18%	4
35-44	9%	2
45-54	18%	4
55-64	18%	4
65+	0%	0
Unwilling	27%	6
Unknown	0%	0
Unasked	5%	1



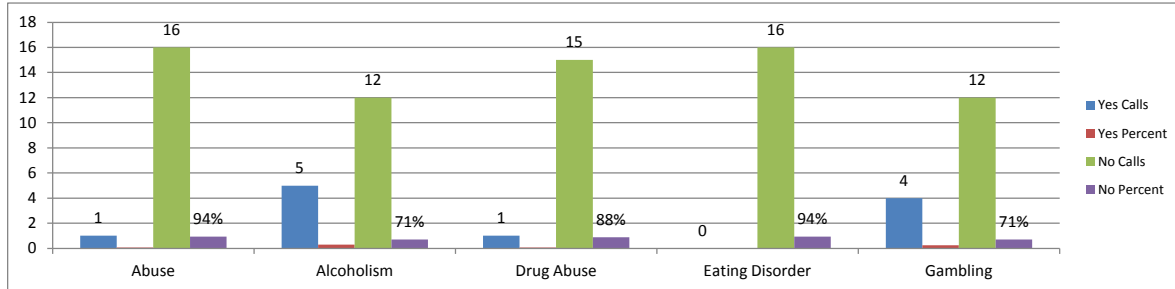
Other Problems Identified	Yes		No	
	Calls	Percent	Calls	Percent
Alcoholism	0	0%	17	100%
Drug Abuse	1	6%	16	94%
Depression	8	47%	9	53%
Eating Disorder	0	0%	16	94%
Overspending	3	18%	13	76%
Smoking	6	35%	11	65%
Sexual Addiction	0	0%	12	71%



**Problem Gamblers Helpline  
Arkansas Report**

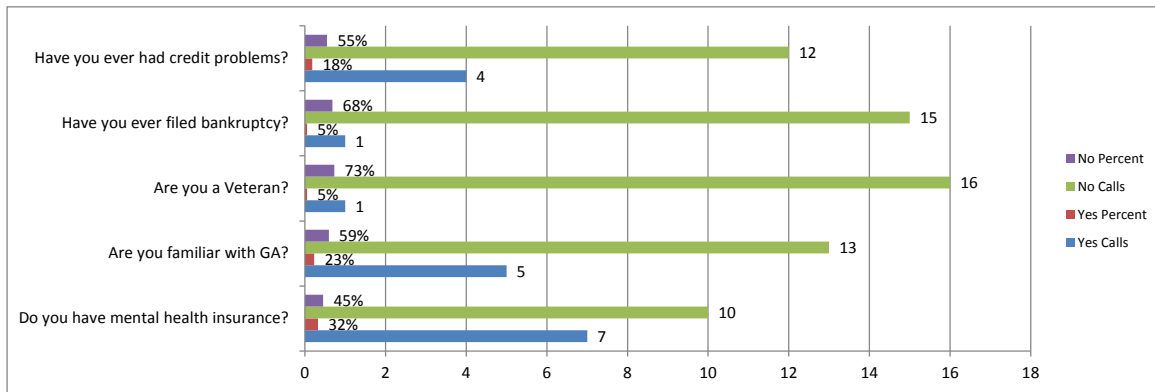
**Problems Identified in Family**

	Yes		No	
	Calls	Percent	Calls	Percent
Abuse	1	6%	16	94%
Alcoholism	5	29%	12	71%
Drug Abuse	1	6%	15	88%
Eating Disorder	0	0%	16	94%
Gambling	4	24%	12	71%



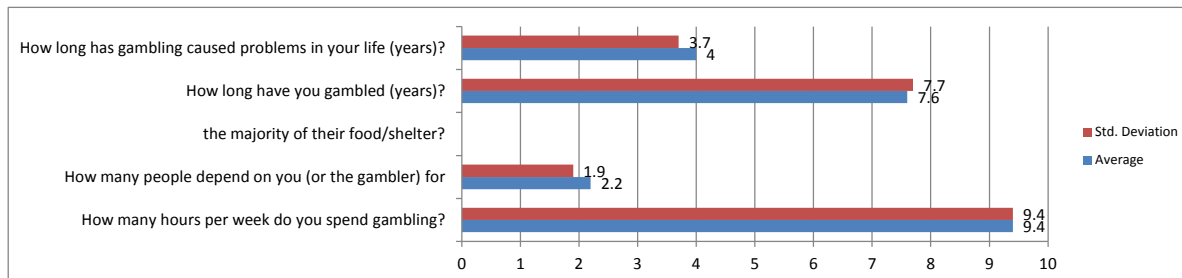
**Misc Questions**

	Yes		No	
	Calls	Percent	Calls	Percent
Do you have mental health insurance?	7	32%	10	45%
Are you familiar with GA?	5	23%	13	59%
Are you a Veteran?	1	5%	16	73%
Have you ever filed bankruptcy?	1	5%	15	68%
Have you ever had credit problems?	4	18%	12	55%



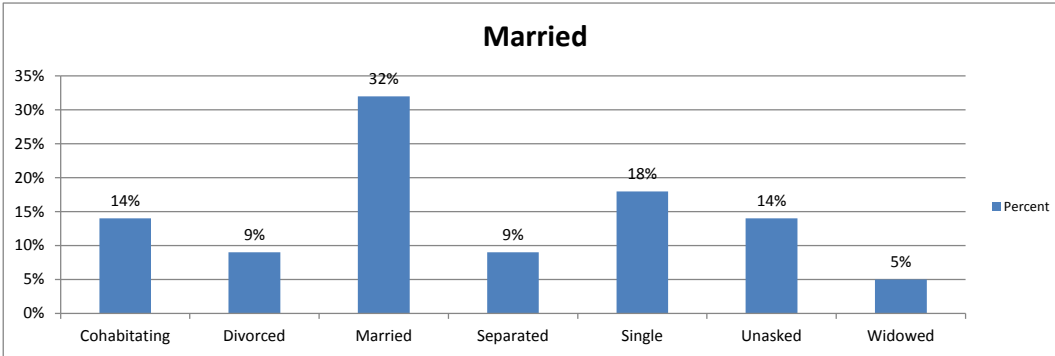
**Gambling Activity Questions**

	Average	Std. Deviation
How many hours per week do you spend gambling?	9.4	9.4
How many people depend on you (or the gambler) for the majority of their food/shelter?	2.2	1.9
How long have you gambled (years)?	7.6	7.7
How long has gambling caused problems in your life (years)?	4	3.7

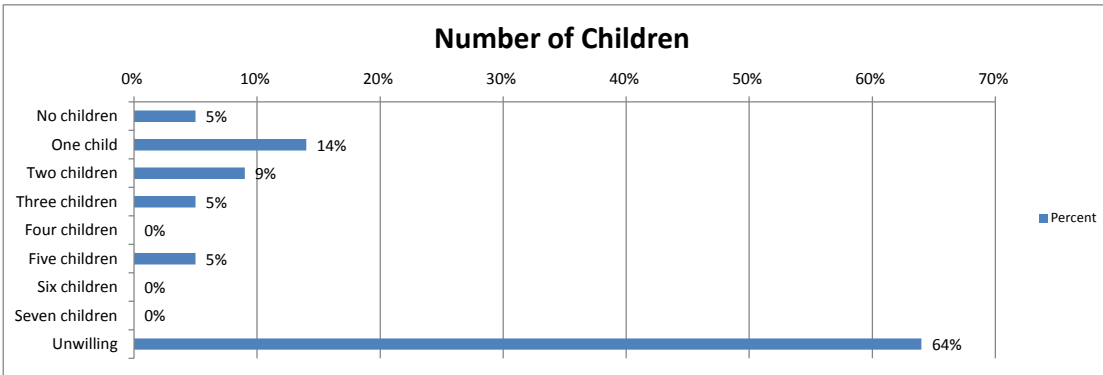


**Problem Gamblers Helpline  
Arkansas Report**

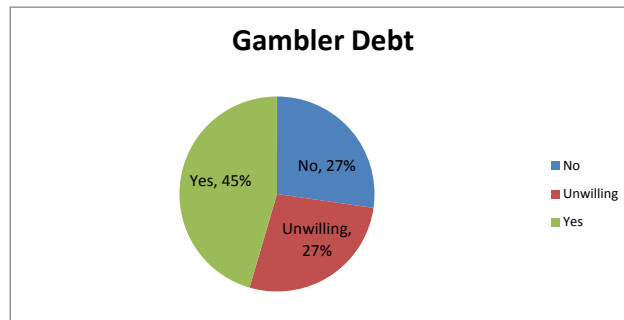
Marital Status	Percent	Calls
Cohabiting	14%	3
Divorced	9%	2
Married	32%	7
Separated	9%	2
Single	18%	4
Unasked	14%	3
Widowed	5%	1



Number of Children	Percent	Calls
No children	5%	1
One child	14%	3
Two children	9%	2
Three children	5%	1
Four children	0%	0
Five children	5%	1
Six children	0%	0
Seven children	0%	0
Unwilling	64%	14

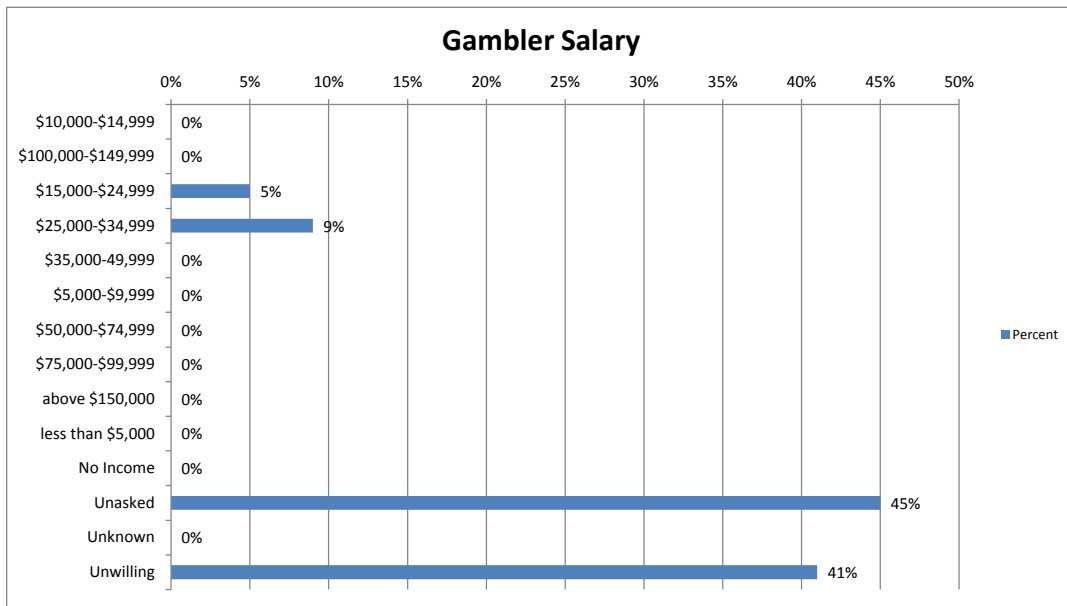


Gambler Debt	Percent	Calls
No	27%	6
Unwilling	27%	6
Yes	45%	10



**Problem Gamblers Helpline  
Arkansas Report**

<b>Calls by Gambler Salary</b>	<b>Percent</b>	<b>Calls</b>
\$10,000-\$14,999	0%	0
\$100,000-\$149,999	0%	0
\$15,000-\$24,999	5%	1
\$25,000-\$34,999	9%	2
\$35,000-49,999	0%	0
\$5,000-\$9,999	0%	0
\$50,000-\$74,999	0%	0
\$75,000-\$99,999	0%	0
above \$150,000	0%	0
less than \$5,000	0%	0
No Income	0%	0
Unasked	45%	10
Unknown	0%	0
Unwilling	41%	9



<b>How Caller Heard of Problem Gamblers Helpline</b>	<b>Percent</b>	<b>Calls</b>
ATM	0%	0
Billboard	9%	2
Bingo Hall	0%	0
Brochure	0%	0
Casino	18%	4
Casino Card	18%	4
Credit Union	0%	0
Crisis Line	0%	0
EAP	0%	0
Family Member	0%	0
Friend	5%	1
Internet	18%	4
Lottery	23%	5
Payphone	0%	0
Phonebook	0%	0
Radio	0%	0
Treatment Facility	0%	0
TV Commercial	0%	0
Unsure	9%	2

**Problem Gamblers Helpline  
Arkansas Report**

