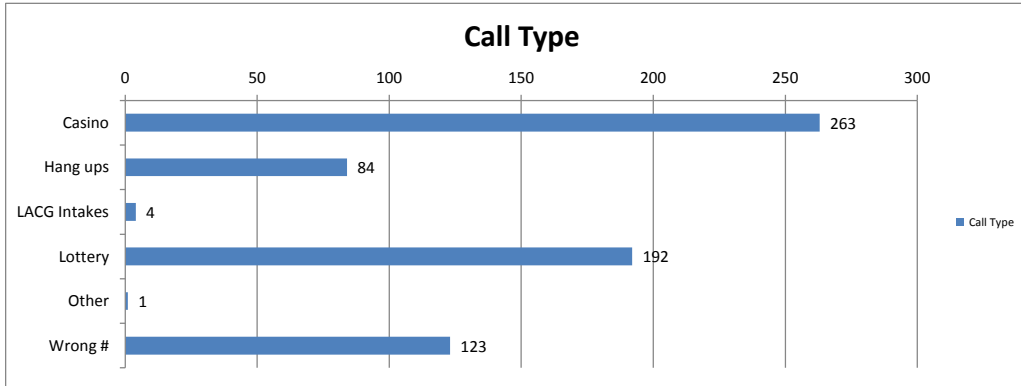


**Problem Gamblers Helpline  
Arkansas Report**

**Problem Gamblers Helpline 4/1/2014-4/30/2014 Arkansas Report**


**Total Calls 667**  
**Total LACG Intakes 4**

Call Type	Call Type	Average Type
Casino	263	39.4%
Hang ups	84	12.6%
LACG Intakes	4	0.6%
Lottery	192	28.8%
Other	1	0.1%
Wrong #	123	18.4%



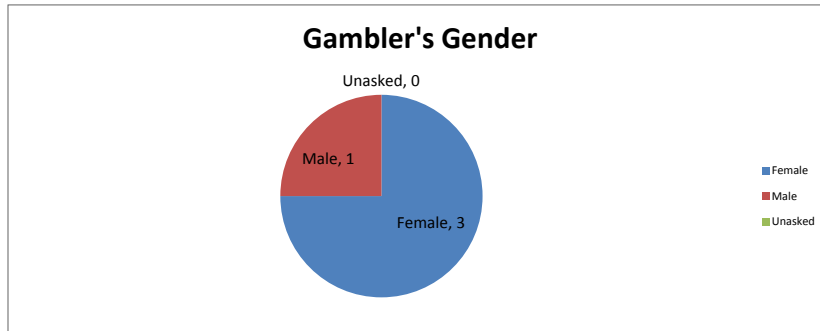
Suicide	Suicide	Average Suicidal
No	4	100%
Past	0	0%
Present	0	0%

Caller's Subject	Caller's Subject	Average Relationship
Clients	0	0%
Family Members	0	0%
Father	0	0%
Friend	0	0%
Husband/Male sig other	0	0%
Mother	0	0%
Self	4	100%
Unknown	0	0%
Wife/Female sig other	0	0%

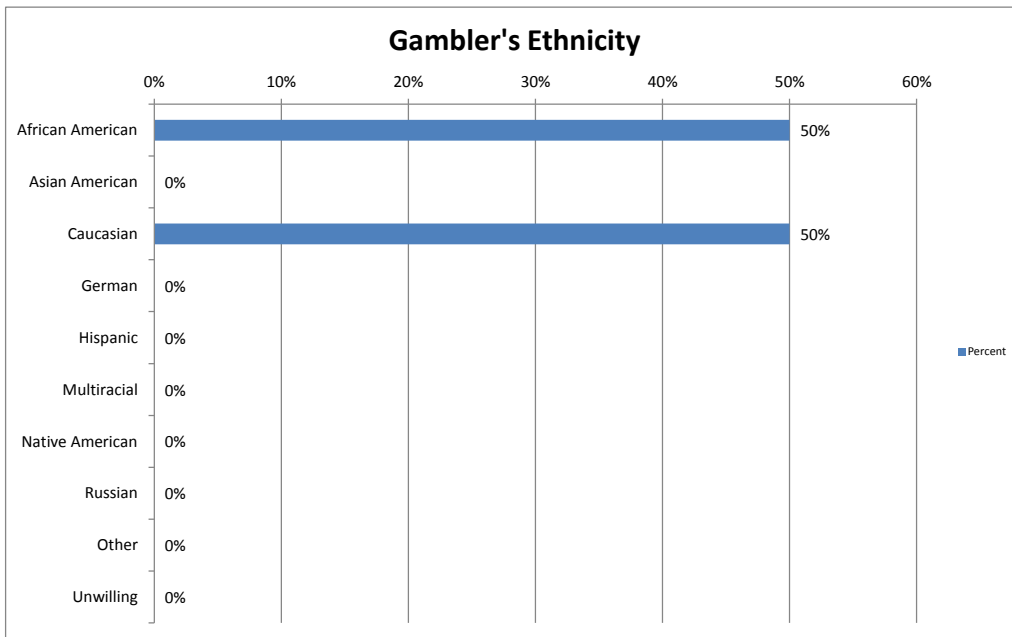


**Problem Gamblers Helpline  
Arkansas Report**

Gambler's Gender	Gambler's Gender	Average Gender
Female	3	75%
Male	1	25%
Unasked	0	0%

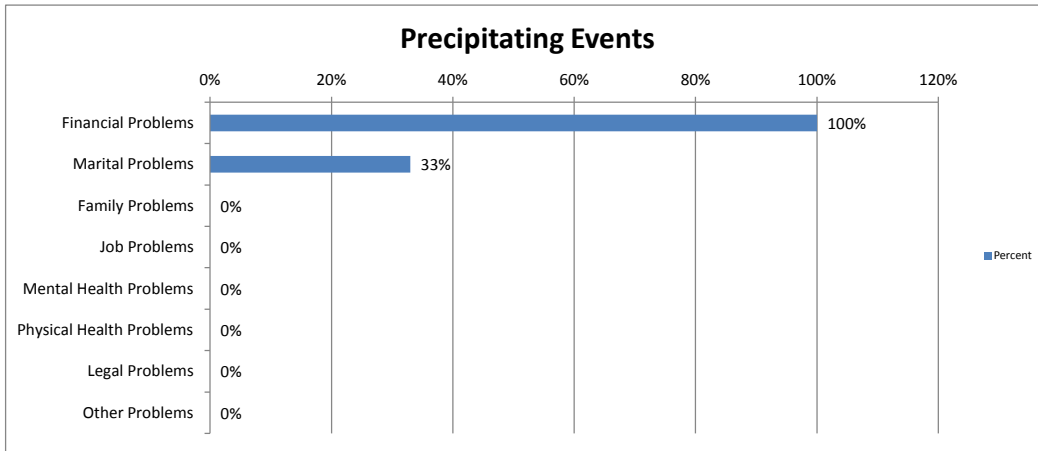


Ethnicity of Gambler	Percent	Calls
African American	50%	2
Asian American	0%	0
Caucasian	50%	2
German	0%	0
Hispanic	0%	0
Multiracial	0%	0
Native American	0%	0
Russian	0%	0
Other	0%	0
Unwilling	0%	0



**Problem Gamblers Helpline  
Arkansas Report**


Precipitating Event	Percent	Calls
Financial Problems	100%	3
Marital Problems	33%	1
Family Problems	0%	0
Job Problems	0%	0
Mental Health Problems	0%	0
Physical Health Problems	0%	0
Legal Problems	0%	0
Other Problems	0%	0



\* Percent greater than 100 because many individuals indicated more than one problem area.

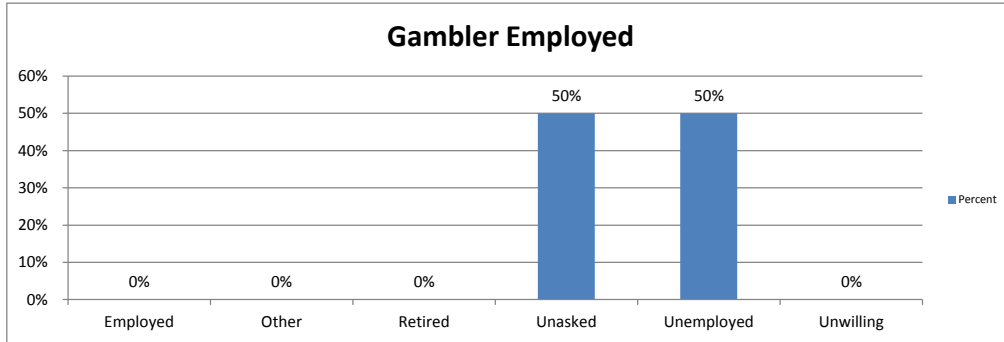
The percent associated with each type of gambling indicates what percent of all the callers indicated that form of gambling was a problem for them.

Most Problematic Gambling	Gambler Prob	Calls
Baccarat	0%	0
Bingo	0%	0
Blackjack	0%	0
Cards	0%	0
Cards/Dice non casino	0%	0
Dice	0%	0
Horsrace	0%	0
Internet	0%	0
Lotto	0%	0
Poker	0%	0
Scratchoffs	25%	1
Slots	50%	2
Unspec. Sports	0%	0
Unspec. Casino	0%	0
Unwilling	25%	1
V. Poker	0%	0
Video Poker-Non-Casino	0%	0

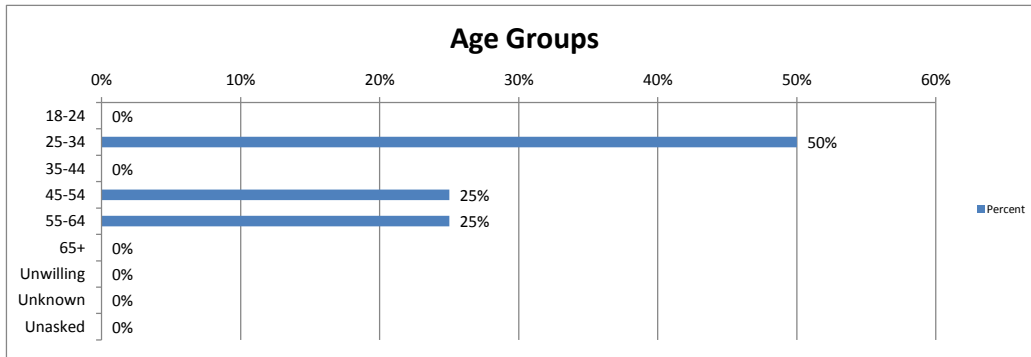


**Problem Gamblers Helpline  
Arkansas Report**

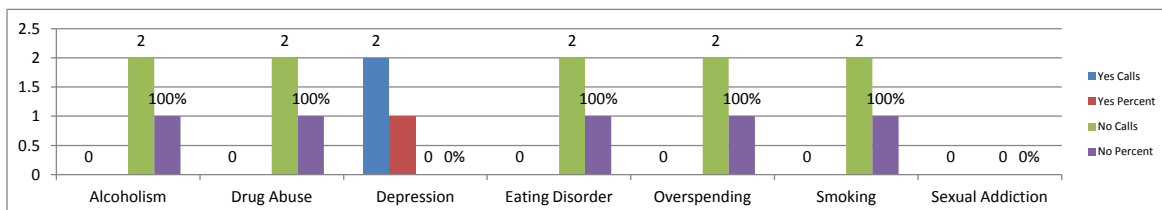
Gambler Employed	Percent	Calls by Gambler
Employed	0%	0
Other	0%	0
Retired	0%	0
Unasked	50%	2
Unemployed	50%	2
Unwilling	0%	0



Age Group of Gamblers	Percent	Calls
18-24	0%	0
25-34	50%	2
35-44	0%	0
45-54	25%	1
55-64	25%	1
65+	0%	0
Unwilling	0%	0
Unknown	0%	0
Unasked	0%	0



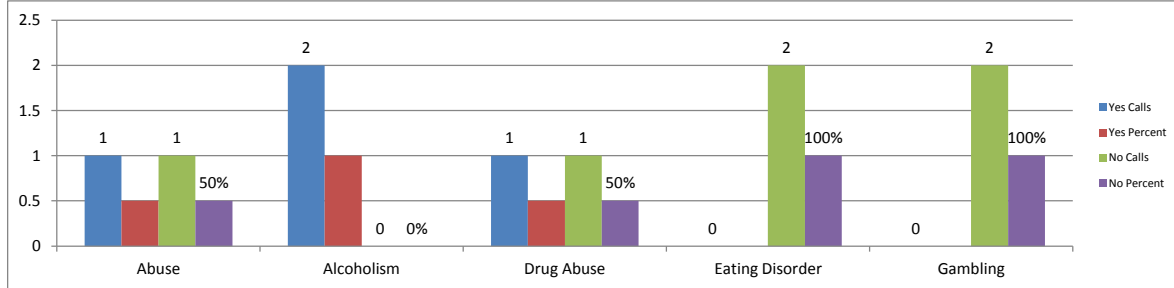
Other Problems Identified	Calls	Yes		No	
		Percent	Calls	Percent	Calls
Alcoholism	0	0%	2	100%	0
Drug Abuse	0	0%	2	100%	0
Depression	2	100%	0	0%	0
Eating Disorder	0	0%	2	100%	0
Overspending	0	0%	2	100%	0
Smoking	0	0%	2	100%	0
Sexual Addiction	0	0%	0	0%	0



**Problem Gamblers Helpline  
Arkansas Report**

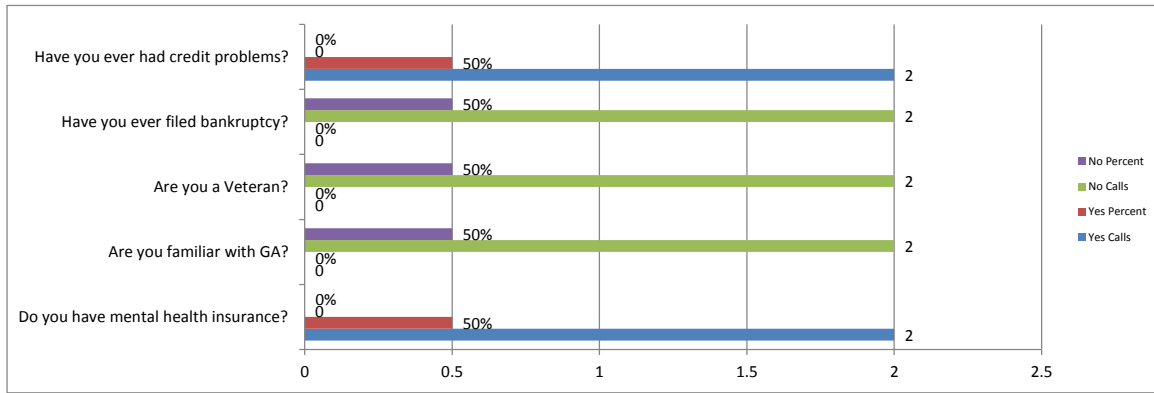
**Problems Identified in Family**

	Yes		No	
	Calls	Percent	Calls	Percent
Abuse	1	50%	1	50%
Alcoholism	2	100%	0	0%
Drug Abuse	1	50%	1	50%
Eating Disorder	0	0%	2	100%
Gambling	0	0%	2	100%



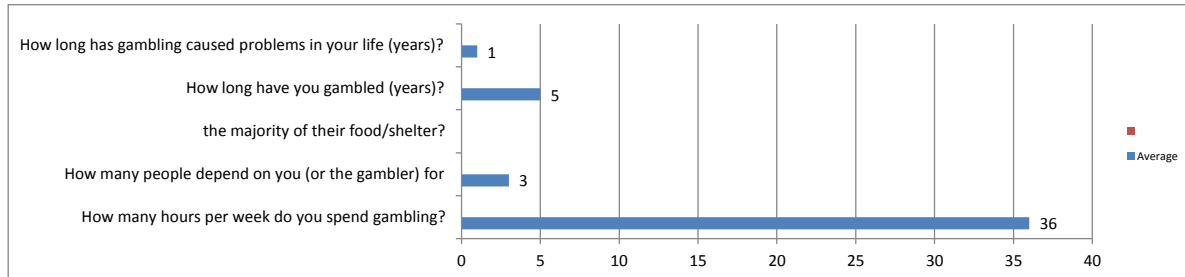
**Misc Questions**

	Yes		No	
	Calls	Percent	Calls	Percent
Do you have mental health insurance?	2	50%	0	0%
Are you familiar with GA?	0	0%	2	50%
Are you a Veteran?	0	0%	2	50%
Have you ever filed bankruptcy?	0	0%	2	50%
Have you ever had credit problems?	2	50%	0	0%



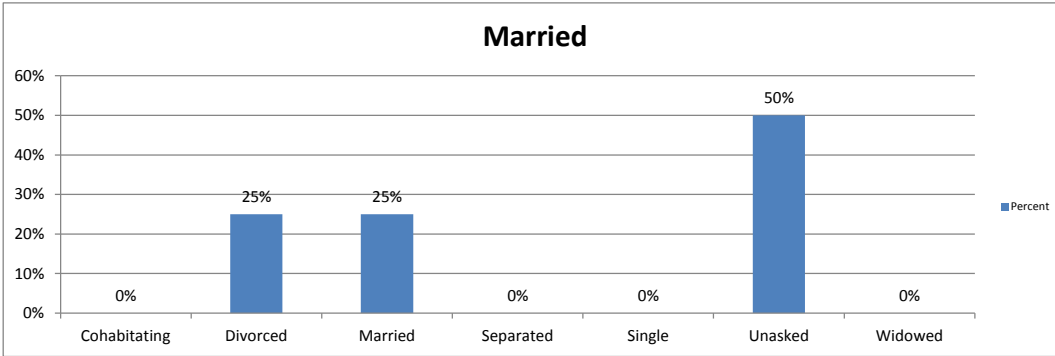
**Gambling Activity Questions**

	Average
How many hours per week do you spend gambling?	36
How many people depend on you (or the gambler) for the majority of their food/shelter?	3
How long have you gambled (years)?	5
How long has gambling caused problems in your life (years)?	1

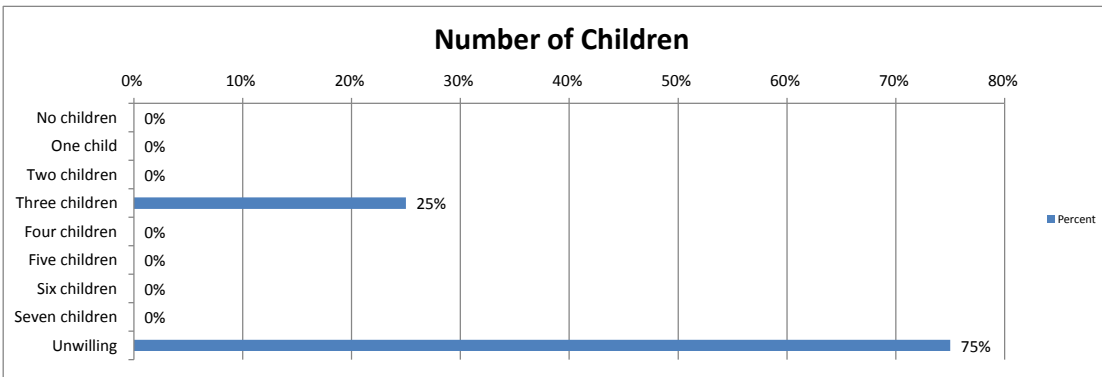


**Problem Gamblers Helpline  
Arkansas Report**

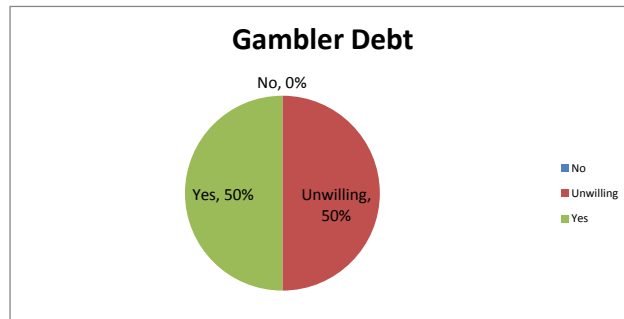
Marital Status	Percent	Calls
Cohabiting	0%	0
Divorced	25%	1
Married	25%	1
Separated	0%	0
Single	0%	0
Unasked	50%	2
Widowed	0%	0



Number of Children	Percent	Calls
No children	0%	0
One child	0%	0
Two children	0%	0
Three children	25%	1
Four children	0%	0
Five children	0%	0
Six children	0%	0
Seven children	0%	0
Unwilling	75%	3

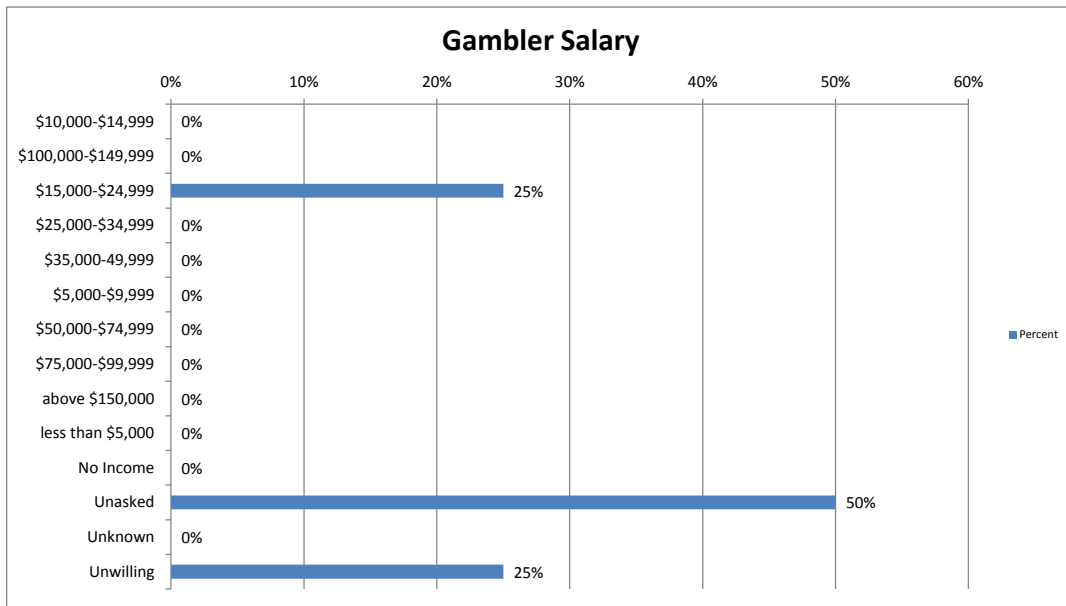


Gambler Debt	Percent	Calls
No	0%	0
Unwilling	50%	2
Yes	50%	2



**Problem Gamblers Helpline  
Arkansas Report**

<b>Calls by Gambler Salary</b>	<b>Percent</b>	<b>Calls</b>
\$10,000-\$14,999	0%	0
\$100,000-\$149,999	0%	0
\$15,000-\$24,999	25%	1
\$25,000-\$34,999	0%	0
\$35,000-49,999	0%	0
\$5,000-\$9,999	0%	0
\$50,000-\$74,999	0%	0
\$75,000-\$99,999	0%	0
above \$150,000	0%	0
less than \$5,000	0%	0
No Income	0%	0
Unasked	50%	2
Unknown	0%	0
Unwilling	25%	1



<b>How Caller Heard of Problem Gamblers Helpline</b>	<b>Percent</b>	<b>Calls</b>
ATM	0%	0
Billboard	0%	0
Bingo Hall	0%	0
Brochure	0%	0
Casino	0%	0
Casino Card	50%	2
Credit Union	0%	0
Crisis Line	0%	0
EAP	0%	0
Family Member	0%	0
Friend	0%	0
Internet	0%	0
Lottery	0%	0
Payphone	0%	0
Phonebook	0%	0
Radio	0%	0
Treatment Facility	0%	0
TV Commercial	0%	0
Unsure	50%	2

**Problem Gamblers Helpline  
Arkansas Report**

