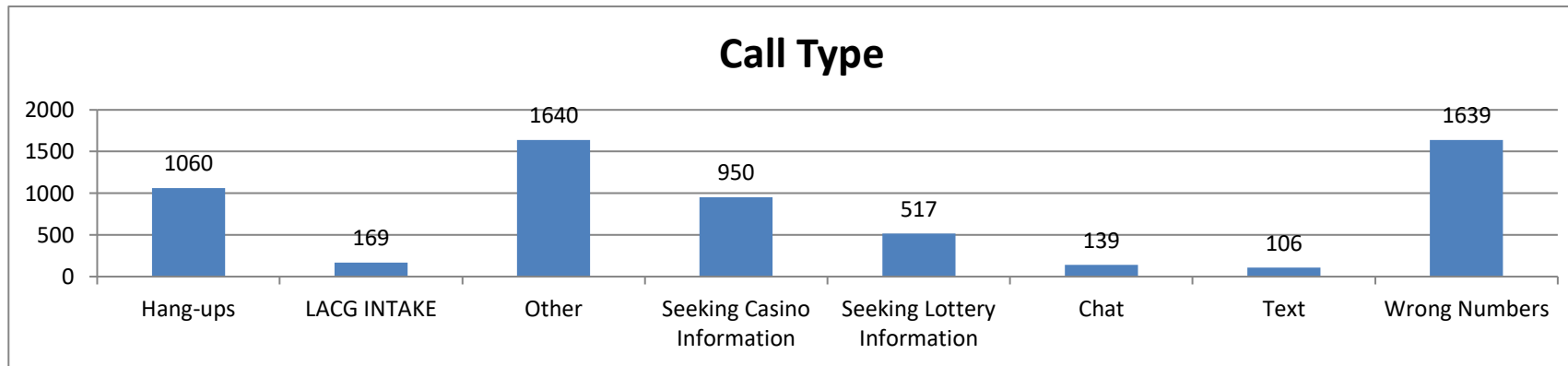


**Problem Gamblers Helpline
Arkansas 2024-2025 Fiscal Year Report**

Problem Gamblers Helpline 7/1/2024-6/30/2025 Arkansas Fiscal Year Report


Total Calls 6220
Total LACG Intakes 169

Call Type	Call Type	Average Type
Hang-ups	1060	17.0%
LACG INTAKE	169	2.7%
Other	1640	26.4%
Seeking Casino Information	950	15.3%
Seeking Lottery Information	517	8.3%
Chat	139	2.2%
Text	106	1.7%
Wrong Numbers	1639	26.4%
Total	6220	100.0%



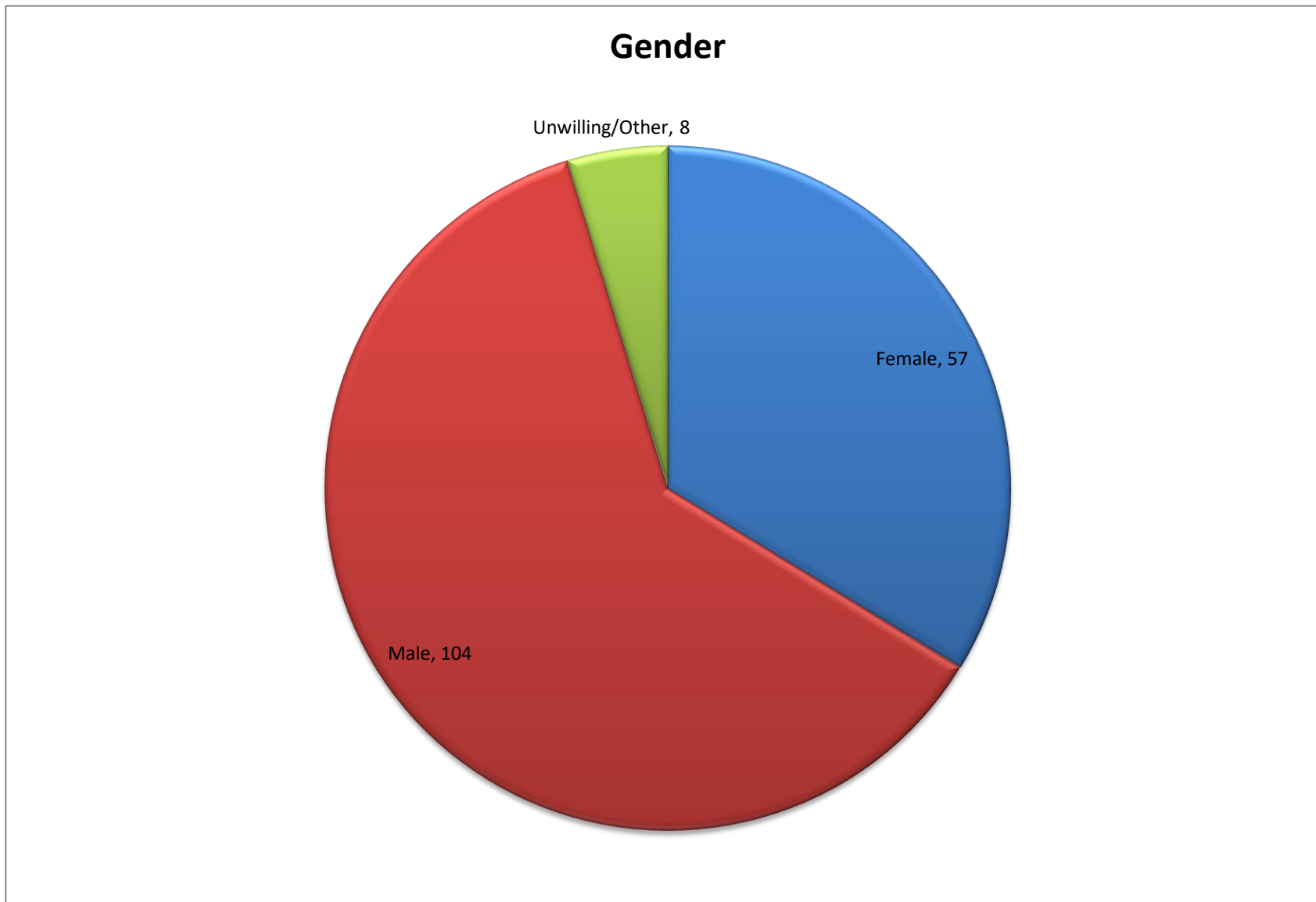
Suicide	Calls	Percent
No	162	96%
Past	4	2%
Present	3	2%
Total	169	100%

Caller's Subject	Calls	Percent
Brother	1	1%
Client	0	0%
Daughter	0	0%
Father	0	0%
Friend	8	5%
Husband/Male sig other	6	4%
Inmate	0	0%
Misc. Family Member	4	2%
Mother	3	2%
Self	137	81%
Sister	5	3%
Son	4	2%
Unwilling/Other	1	1%
Wife/Female sig other	0	0%
Work	0	0%
Total	169	100%

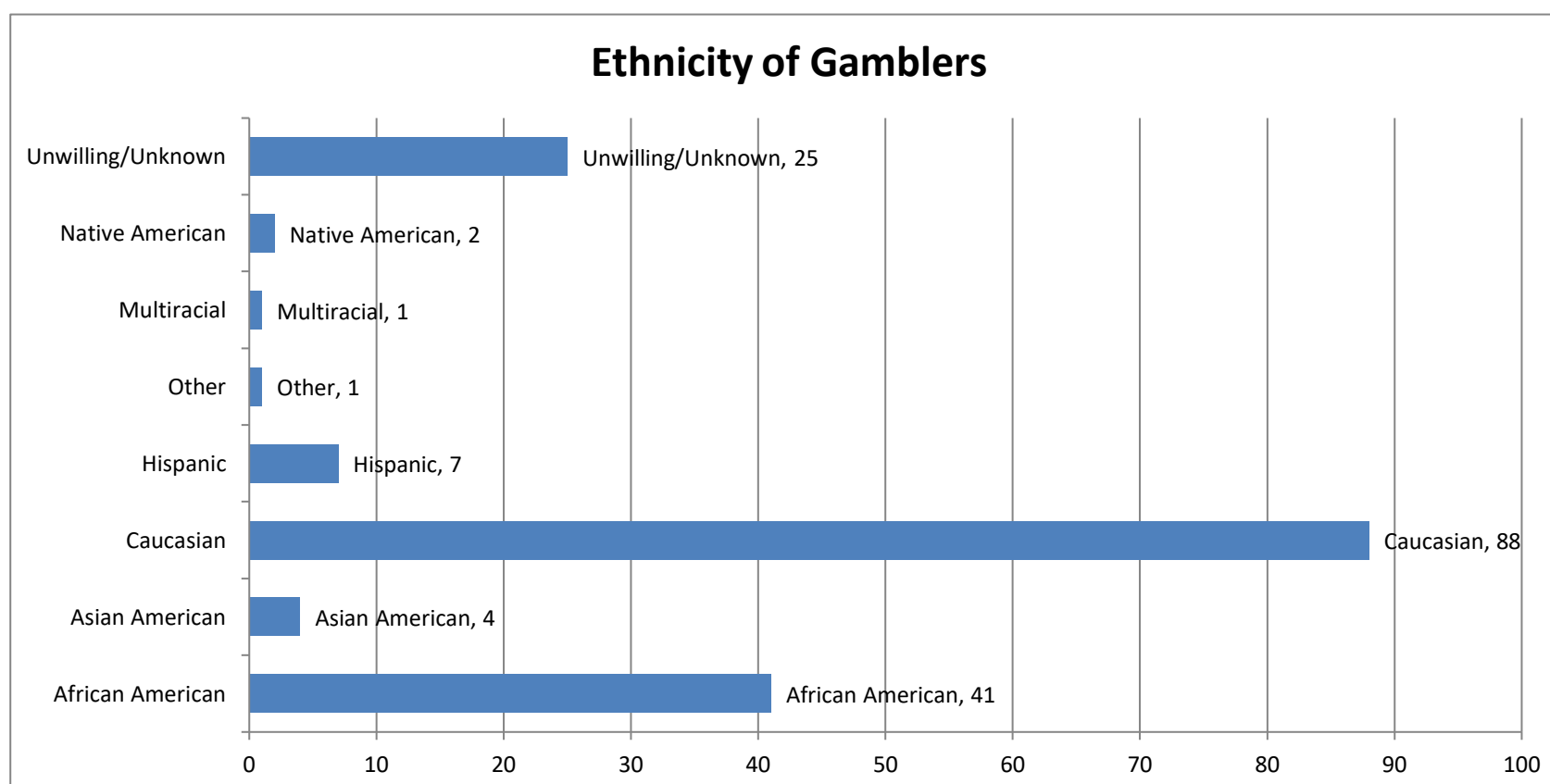


**Problem Gamblers Helpline
Arkansas 2024-2025 Fiscal Year Report**

Gambler's Gender	Calls	Percent
Female	57	34%
Male	104	62%
Unwilling/Other	8	5%
Total	169	100%



Ethnicity of Gambler	Calls	Percent
African American	41	24%
Asian American	4	2%
Caucasian	88	52%
Hispanic	7	4%
Other	1	1%
Multiracial	1	1%
Native American	2	1%
Unwilling/Unknown	25	15%
Total	169	100%

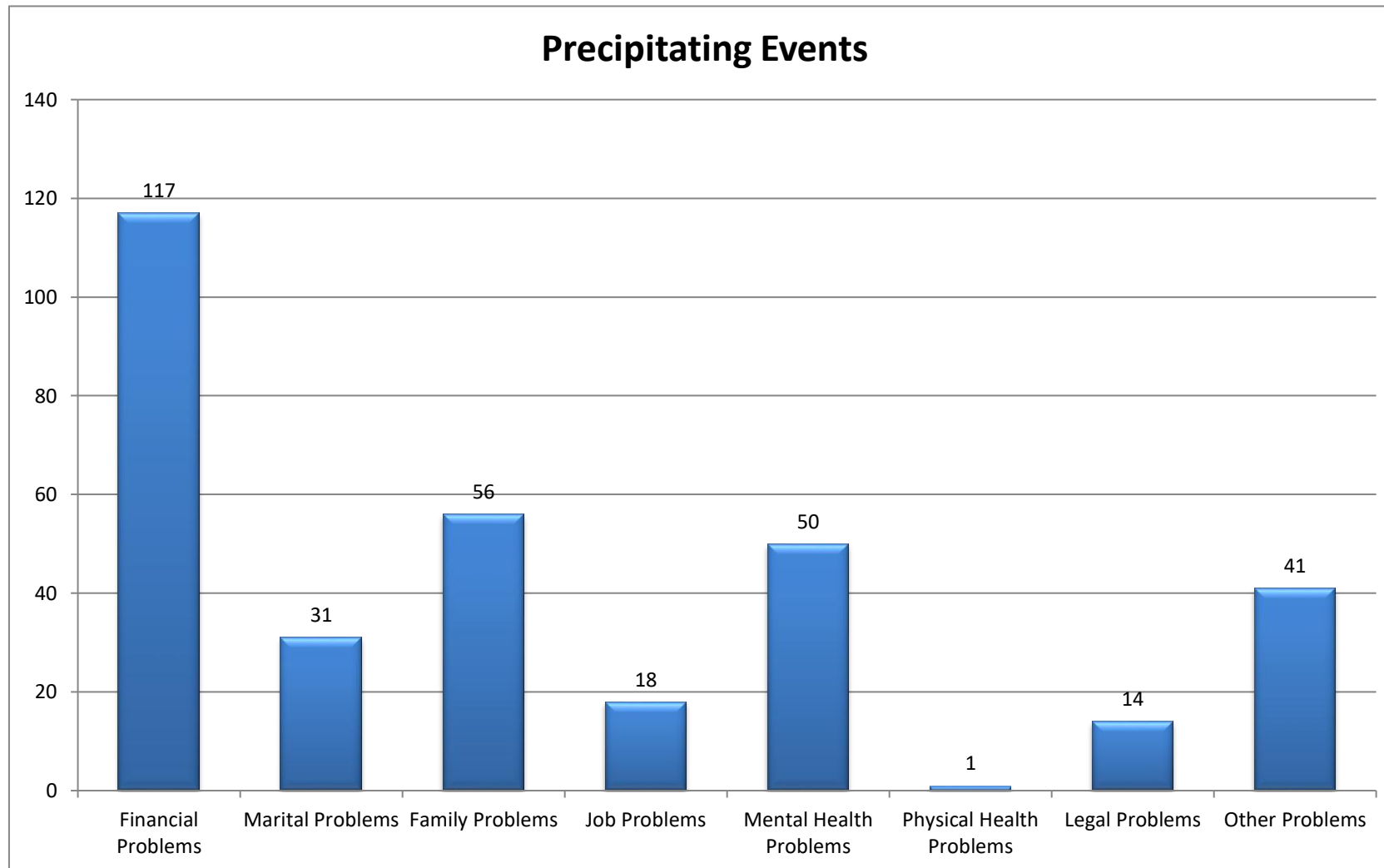


**Problem Gamblers Helpline
Arkansas 2024-2025 Fiscal Year Report**

Precipitating Event	Calls	Percent
Financial Problems	117	69%
Marital Problems	31	18%
Family Problems	56	33%
Job Problems	18	11%
Mental Health Problems	50	30%
Physical Health Problems	1	1%
Legal Problems	14	8%
Other Problems	41	24%

* Percent greater than 100 because many individuals indicated more than one problem area.

The percent associated with each type of gambling indicates what percent of all the callers indicated that form of gambling was a problem for them.

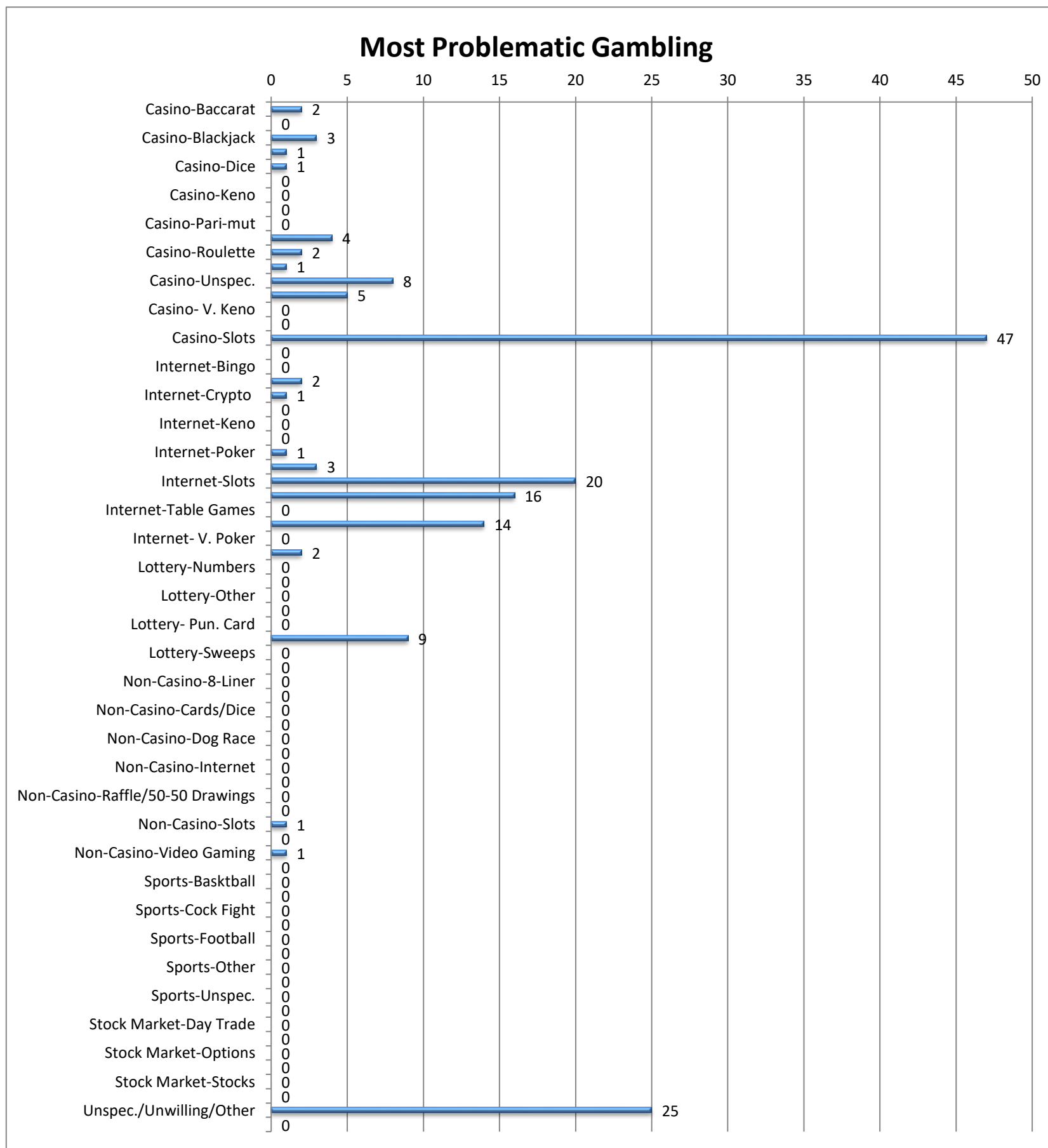


Most Problematic Gambling	Calls	Percent
Casino-Baccarat	2	1%
Casino-Bingo	0	0%
Casino-Blackjack	3	2%
Casino-Cards	1	1%
Casino-Dice	1	1%
Casino-Horserace	0	0%
Casino-Keno	0	0%
Casino-Other	0	0%
Casino-Pari-mut	0	0%
Casino-Poker	4	2%
Casino-Roulette	2	1%
Casino-Sports	1	1%
Casino-Unspec.	8	5%
Casino-Unwilling	5	3%
Casino- V. Keno	0	0%
Casino- V. Poker	0	0%
Casino-Slots	47	28%
Internet-Baccarat	0	0%
Internet-Bingo	0	0%
Internet-Blackjack	2	1%
Internet-Crypto	1	1%
Internet-Dice	0	0%
Internet-Keno	0	0%
Internet-Lottery	0	0%
Internet-Poker	1	1%
Internet-Roulette	3	2%

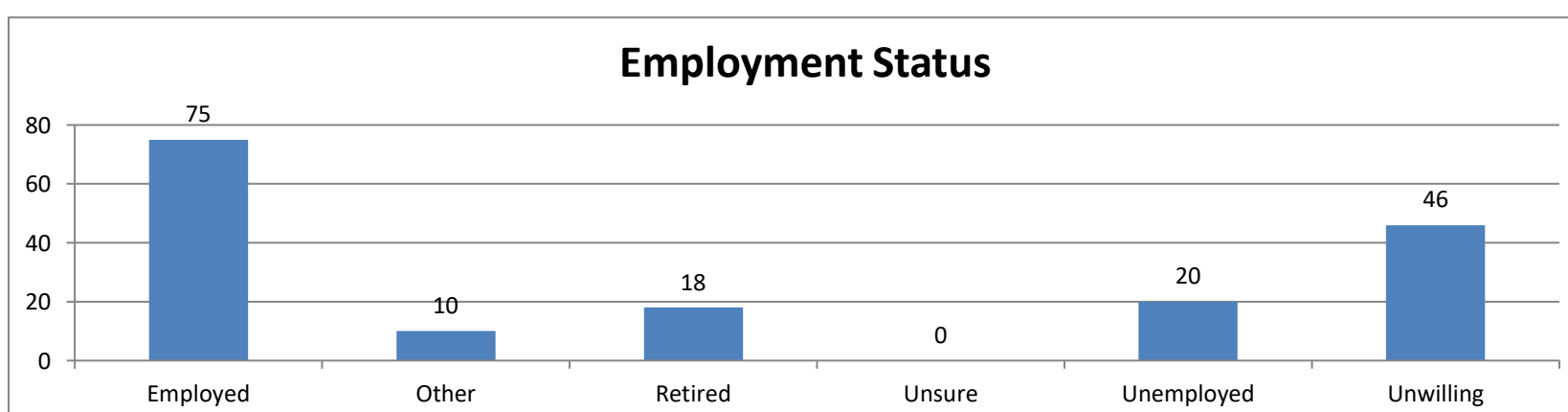
**Problem Gamblers Helpline
Arkansas 2024-2025 Fiscal Year Report**

Internet-Slots	20	12%
Internet-Sports	16	9%
Internet-Table Games	0	0%
Internet-Unspec.	14	8%
Internet- V. Poker	0	0%
Lottery-Lotto	2	1%
Lottery-Numbers	0	0%
Lottery-Online	0	0%
Lottery-Other	0	0%
Lottery- Pull Tab	0	0%
Lottery- Pun. Card	0	0%
Lottery-Scratch Offs	9	5%
Lottery-Sweeps	0	0%
NFT- Non Fungible Tokens	0	0%
Non-Casino-8-Liner	0	0%
Non-Casino-Bingo	0	0%
Non-Casino-Cards/Dice	0	0%
Non-Casino-Crypto	0	0%
Non-Casino-Dog Race	0	0%
Non-Casino-Horse Race	0	0%
Non-Casino-Internet	0	0%
Non-Casino-Poker Rm	0	0%
Non-Casino-Raffle/50-50 Drawings	0	0%
Non-Casino-Skill Machines	0	0%
Non-Casino-Slots	1	1%
Non-Casino-V. Poker	0	0%
Non-Casino-Video Gaming	1	1%
Sports-Baseball	0	0%
Sports-Basketball	0	0%
Sports-Casino	0	0%
Sports-Cock Fight	0	0%
Sports-Fantasy	0	0%
Sports-Football	0	0%
Sports-Hockey	0	0%
Sports-Other	0	0%
Sports-Soccer	0	0%
Sports-Unspec.	0	0%
Stock Market- Bus Risk	0	0%
Stock Market-Day Trade	0	0%
Stock Market-Margin	0	0%
Stock Market-Options	0	0%
Stock Market-Other	0	0%
Stock Market-Stocks	0	0%
Stock Market-Unspec.	0	0%
Unspec./Unwilling/Other	25	15%
VGT-Video Gaming Terminals	0	0%
Total	169	100%

**Problem Gamblers Helpline
Arkansas 2024-2025 Fiscal Year Report**

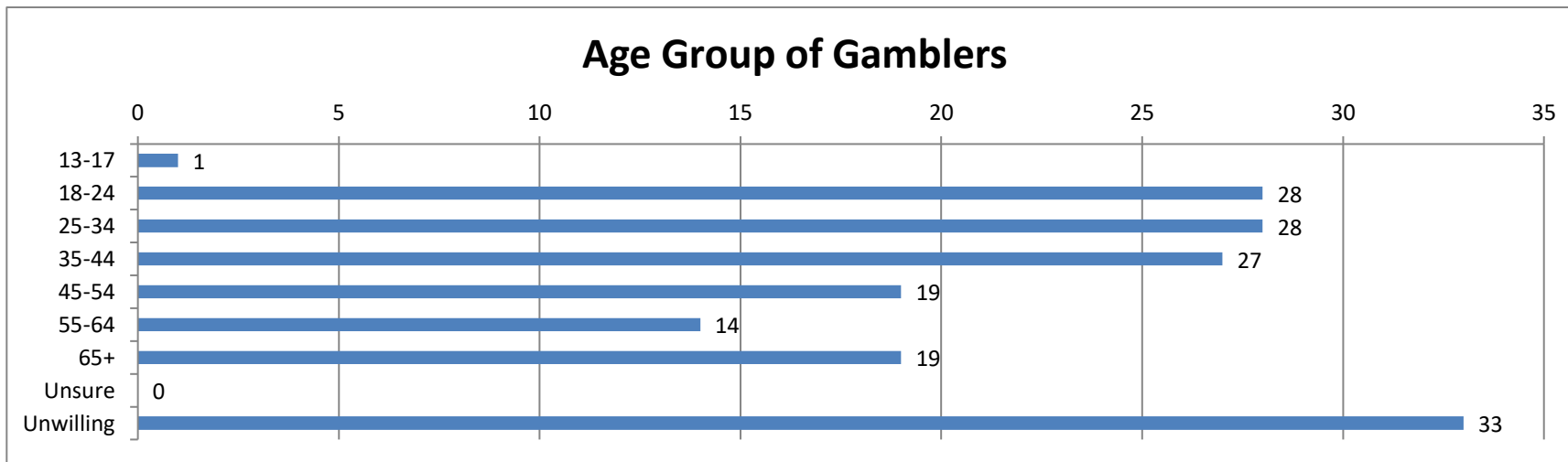


Gambler Employed	Calls	Percent
Employed	75	44%
Other	10	6%
Retired	18	11%
Unsure	0	0%
Unemployed	20	12%
Unwilling	46	27%
Total	169	100%

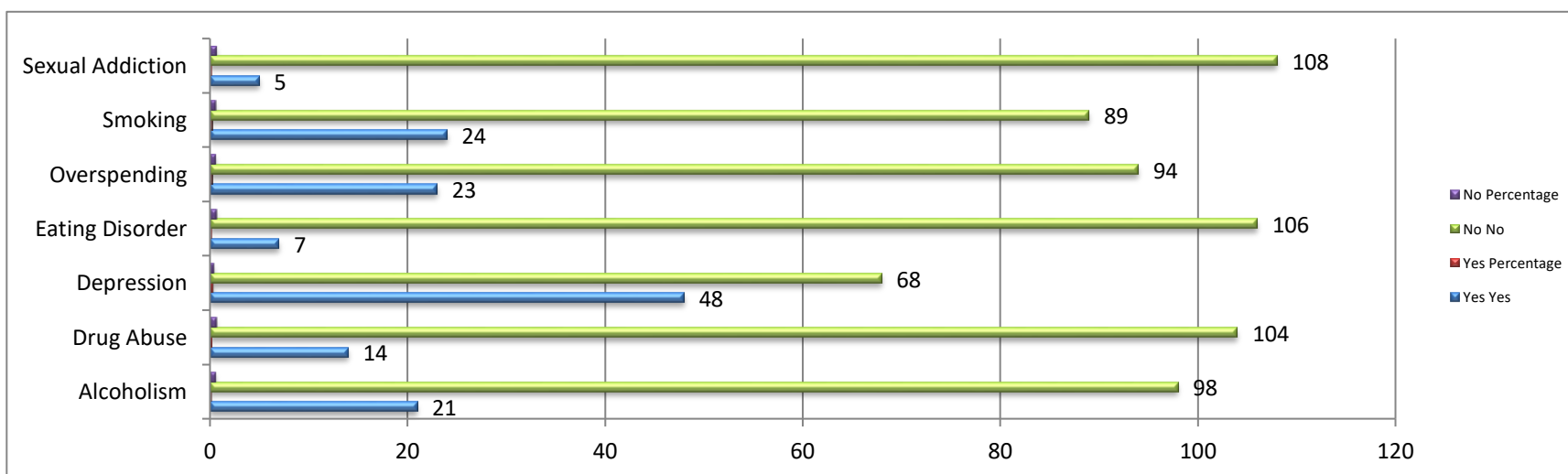


**Problem Gamblers Helpline
Arkansas 2024-2025 Fiscal Year Report**

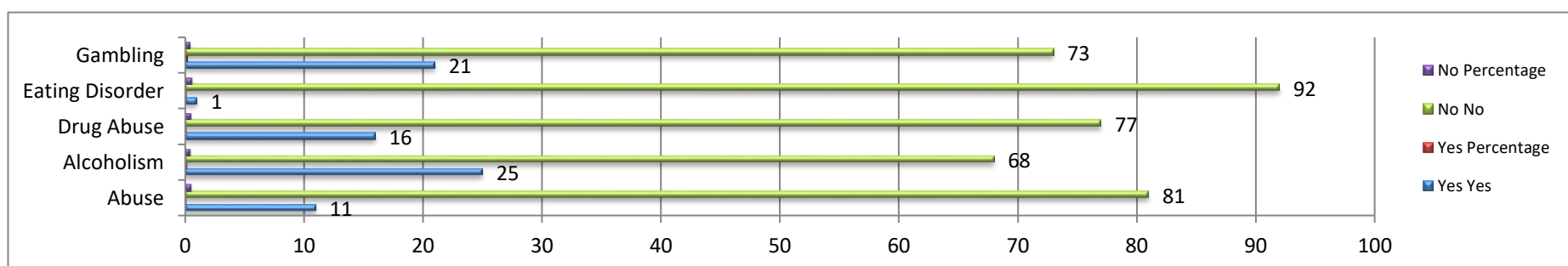
Age Group of Gamblers	Calls	Percent
13-17	1	1%
18-24	28	17%
25-34	28	17%
35-44	27	16%
45-54	19	11%
55-64	14	8%
65+	19	11%
Unsure	0	0%
Unwilling	33	20%
Total	169	100%



Other Problems Identified	Yes		No	
	Yes	Percentage	No	Percentage
Alcoholism	21	12%	98	58%
Drug Abuse	14	8%	104	62%
Depression	48	28%	68	40%
Eating Disorder	7	4%	106	63%
Overspending	23	14%	94	56%
Smoking	24	14%	89	53%
Sexual Addiction	5	3%	108	64%

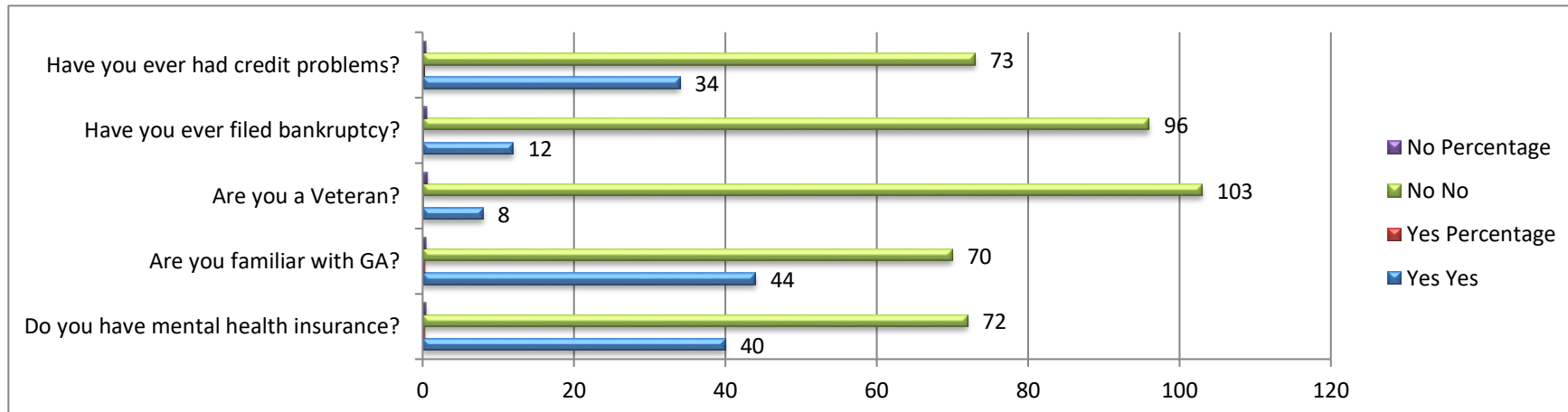


Problems Identified in Family	Yes		No	
	Yes	Percentage	No	Percentage
Abuse	11	7%	81	48%
Alcoholism	25	15%	68	40%
Drug Abuse	16	9%	77	46%
Eating Disorder	1	1%	92	54%
Gambling	21	12%	73	43%

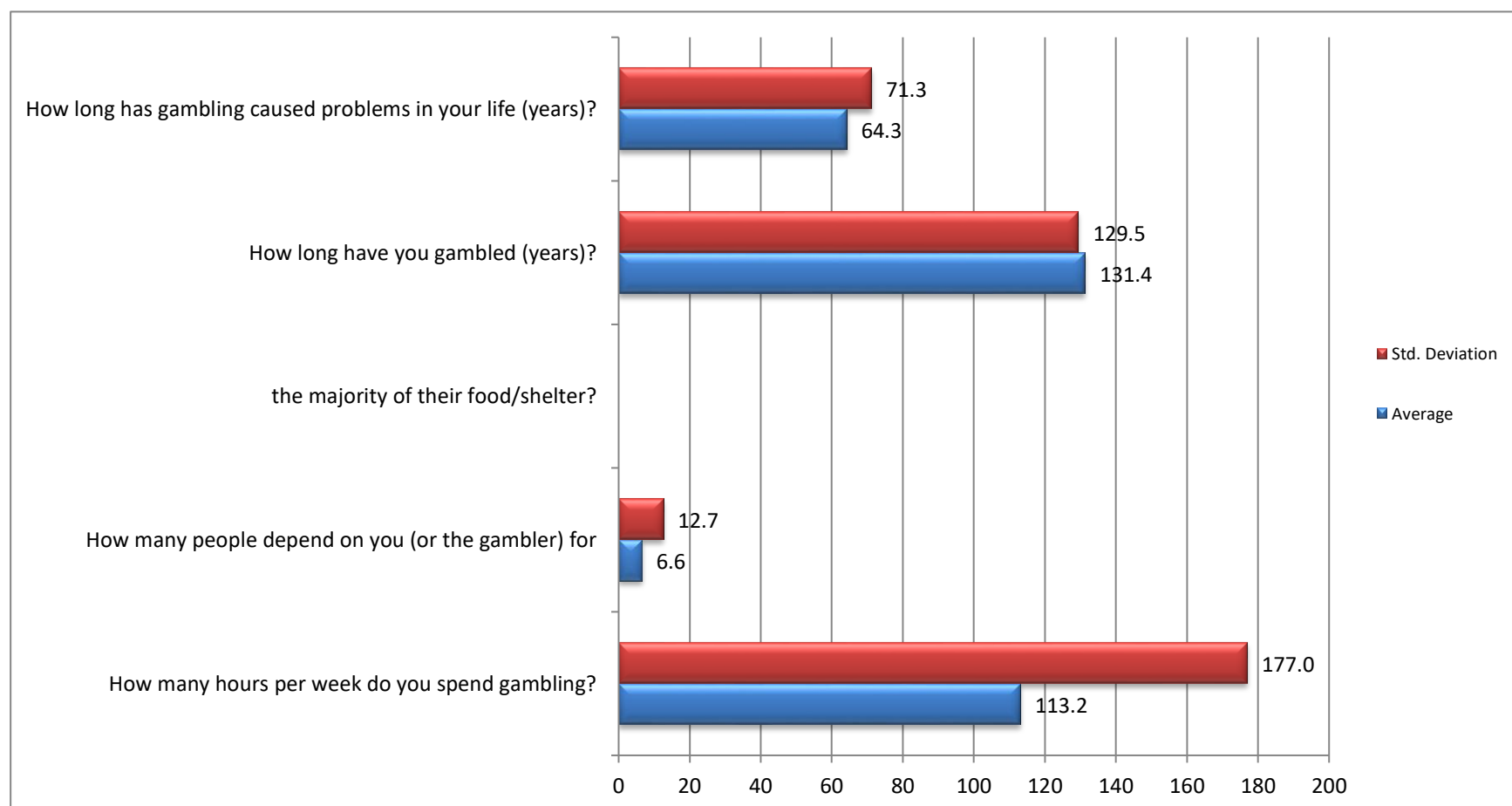


**Problem Gamblers Helpline
Arkansas 2024-2025 Fiscal Year Report**

Misc Questions	Yes		No	
	Yes	Percentage	No	Percentage
Do you have mental health insurance?	40	24%	72	43%
Are you familiar with GA?	44	26%	70	41%
Are you a Veteran?	8	5%	103	61%
Have you ever filed bankruptcy?	12	7%	96	57%
Have you ever had credit problems?	34	20%	73	43%

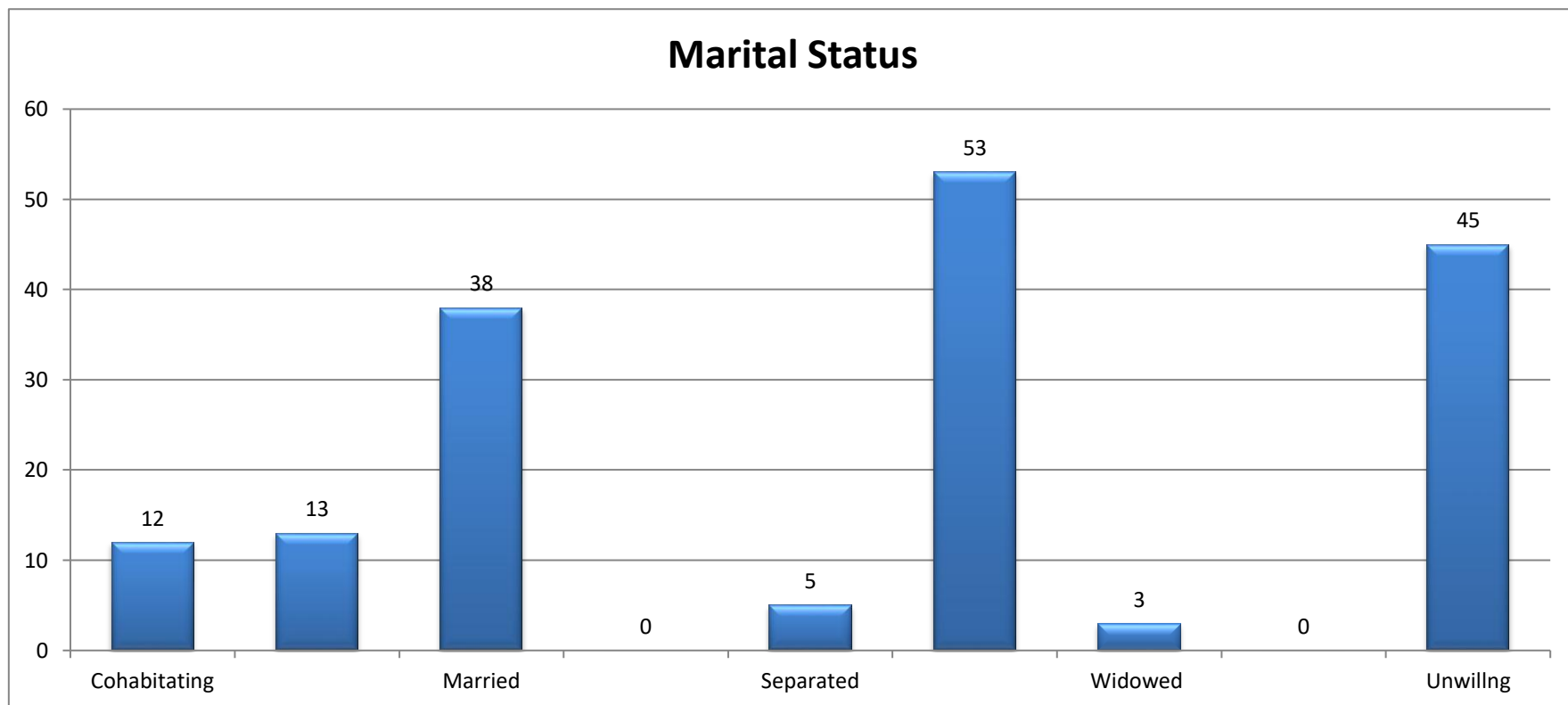


Gambling Activity	Average	Std. Deviation
How many hours per week do you spend gambling?	113.2	177.0
How many people depend on you (or the gambler) for the majority of their food/shelter?	6.6	12.7
How long have you gambled (years)?	131.4	129.5
How long has gambling caused problems in your life (years)?	64.3	71.3

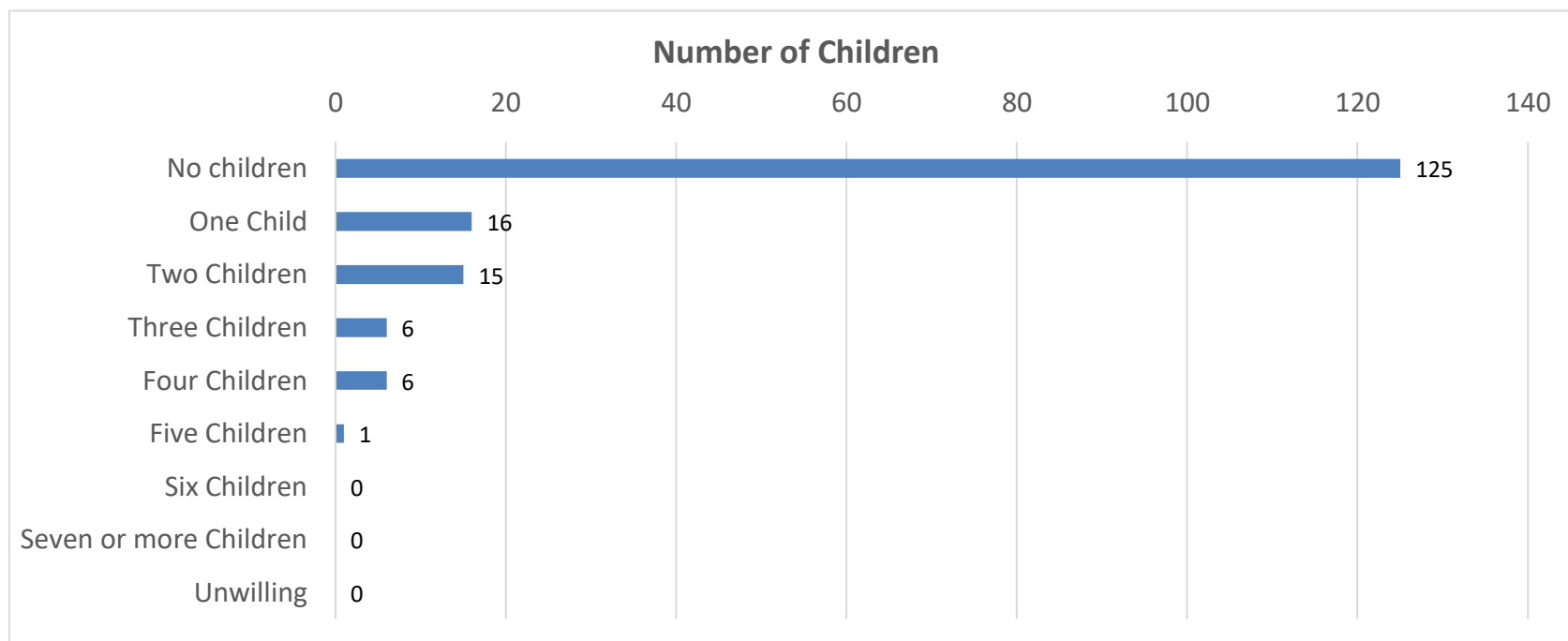


Marital Status	Calls	Percent
Cohabiting	12	7%
Divorced	13	8%
Married	38	22%
N/A	0	0%
Separated	5	3%
Single	53	31%
Widowed	3	2%
Unsure/Unknown	0	0%
Unwilling	45	27%
Total	169	100%

**Problem Gamblers Helpline
Arkansas 2024-2025 Fiscal Year Report**

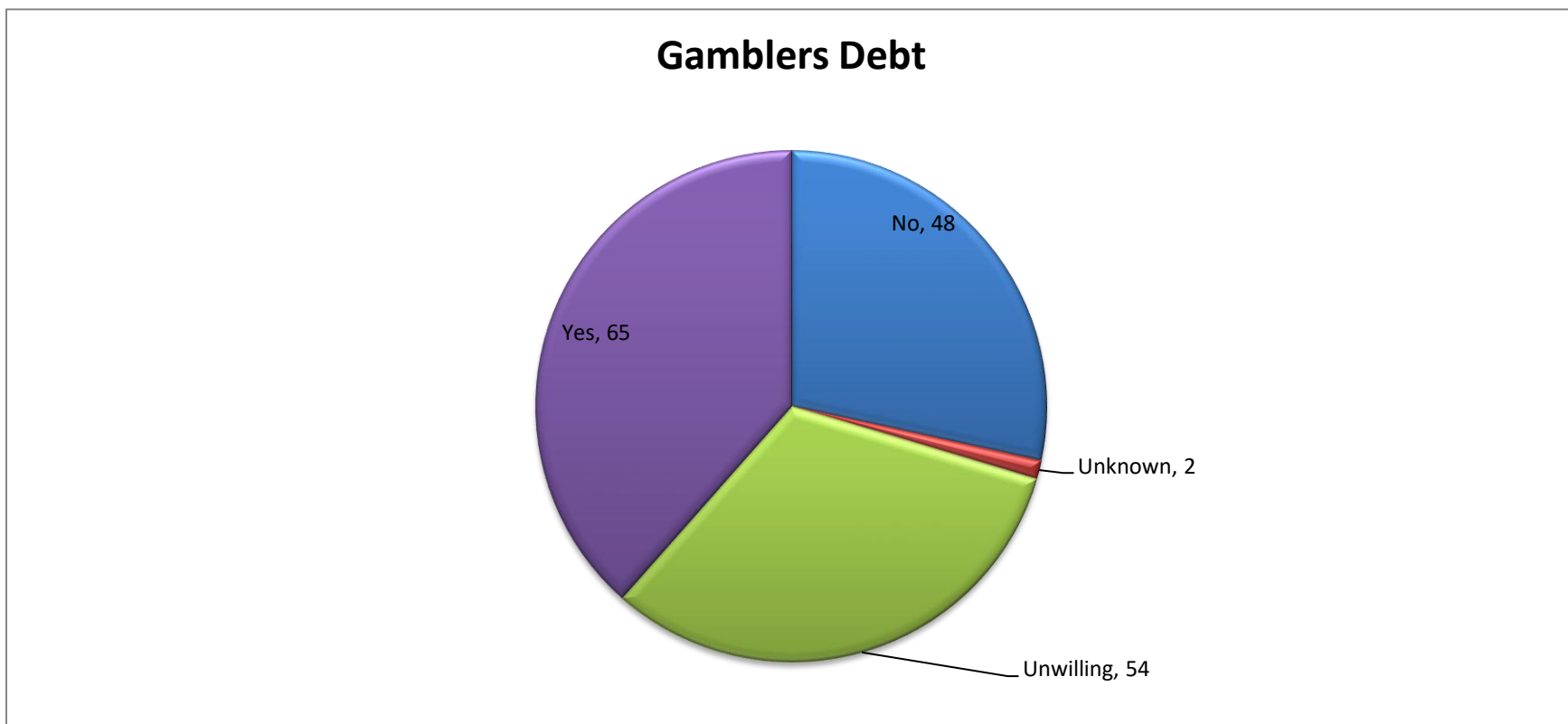


Number of Children	Calls	Percent
No children	125	74%
One Child	16	9%
Two Children	15	9%
Three Children	6	4%
Four Children	6	4%
Five Children	1	1%
Six Children	0	0%
Seven or more Children	0	0%
Unwilling	0	0%
Total	169	100%



Gambler Debt	Calls	Percent
No	48	28%
Unknown	2	1%
Unwilling	54	32%
Yes	65	38%
Total	169	100%

**Problem Gamblers Helpline
Arkansas 2024-2025 Fiscal Year Report**



Calls by Gambler Salary	Calls	Percent
\$10,000-\$14,999	1	1%
\$100,000-\$149,999	4	2%
\$15,000-\$24,999	1	1%
\$25,000-\$34,999	5	3%
\$35,000-49,999	10	6%
\$5,000-\$9,999	2	1%
\$50,000-\$74,999	13	8%
\$75,000-\$99,999	8	5%
above \$150,000	4	2%
less than \$5,000	0	0%
No Income	12	7%
Unknown	0	0%
Unsure	7	4%
Unwilling	102	60%
Total	169	100%



**Problem Gamblers Helpline
Arkansas 2024-2025 Fiscal Year Report**

How Caller Heard of Problem Gamblers Helpline	Calls	Percent
Billboard	0	0%
Bingo Hall	0	0%
Brochure	0	0%
Casino	16	9%
Casino Card	2	1%
Court	0	0%
Crisis Line	0	0%
ESPN Mobile	1	1%
Family Member	4	2%
Friend	3	2%
Horseshoe/Racetrack	0	0%
Internet	73	43%
Lottery	2	1%
Newspaper	0	0%
Phone Operator (411)	0	0%
Phonebook	0	0%
Radio	1	1%
Repeat Caller	0	0%
Store	0	0%
Support Group	0	0%
Therapist	0	0%
Treatment Facility	1	1%
TV Commercial	3	2%
TV Program	0	0%
Unsure	0	0%
Work	1	1%
Unwilling/Other	62	37%
Total	169	100%

